

# data sheet

**Colenta<sup>®</sup>**

## **FILM Processor**

### **30 C41 65 Pro**



**Colenta<sup>®</sup>**

C41 Processor options for sheet and roll film  
up to 30cm in width

09/2004 AN



# C41 Film Processor

**TYPE:COLENTA 30 C41 65 PRO**

## Technical Specifications:

<b>Processing applications:</b>	C41 Negative film
<b>Max. Process width:</b>	<b>max. 30 cm - 12 inch</b> (4 Track loading of 35mm film)
<b>Microprocessor Control:</b>	with 6 preprogrammable processing cycles

**Transport Speed: 30 C41 65 PRO - 65cm/ 26 inch per minute (at 3min 15sec Dev.Time)**

(Dev. times are pre-programmable for push-pull processing)

## **Tank capacities: 30 C41 65 PRO**

<b>Developer</b>	<b>:</b>	<b>34,0</b>
<b>Bleach</b>	<b>:</b>	<b>44,0</b>
<b>Wash</b>	<b>:</b>	<b>18,0</b>
<b>Fix</b>	<b>:</b>	<b>44,0</b>
<b>Wash</b>	<b>:</b>	<b>18,0</b>
<b>STAB</b>	<b>:</b>	<b>10,0</b>

**Replenishment:**

- Precisely controlled using opto-sensors to measure the film area loading.
- Activated after a pre-programmed film area is fed into the processor
- Antioxidation/standby replenishment, activated after 0-9 hours \*

**Solution Levels:**

- Low Level monitoring in all tanks \*
- High Level monitoring in Overflow Collection Tanks (waste management, optional) \*
- Low Level in Repl. Tanks for Dev-, Bleach, Fix and Stabi (optional) \*

**Temperatures:** High / Low level monitoring for all the wet-tanks

**Work in Progress :** Details the location of film within the processor.

**Transport:**

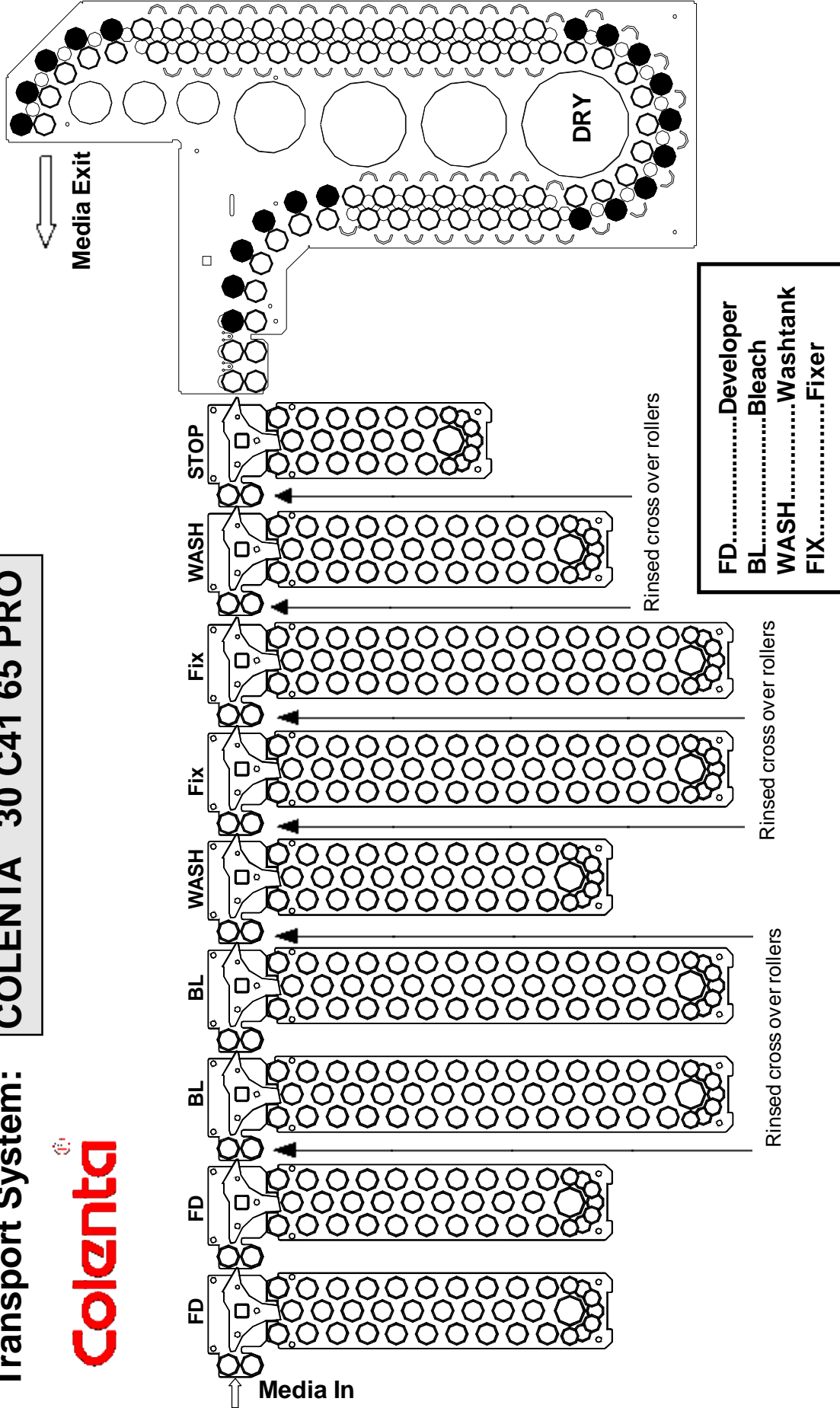
- Drive motor overload monitoring
- Security cover lid switch

(\* optional) - when activated will operate an audible warning and a message alert to confirm the error type.

Technical specification subject to change without notice.

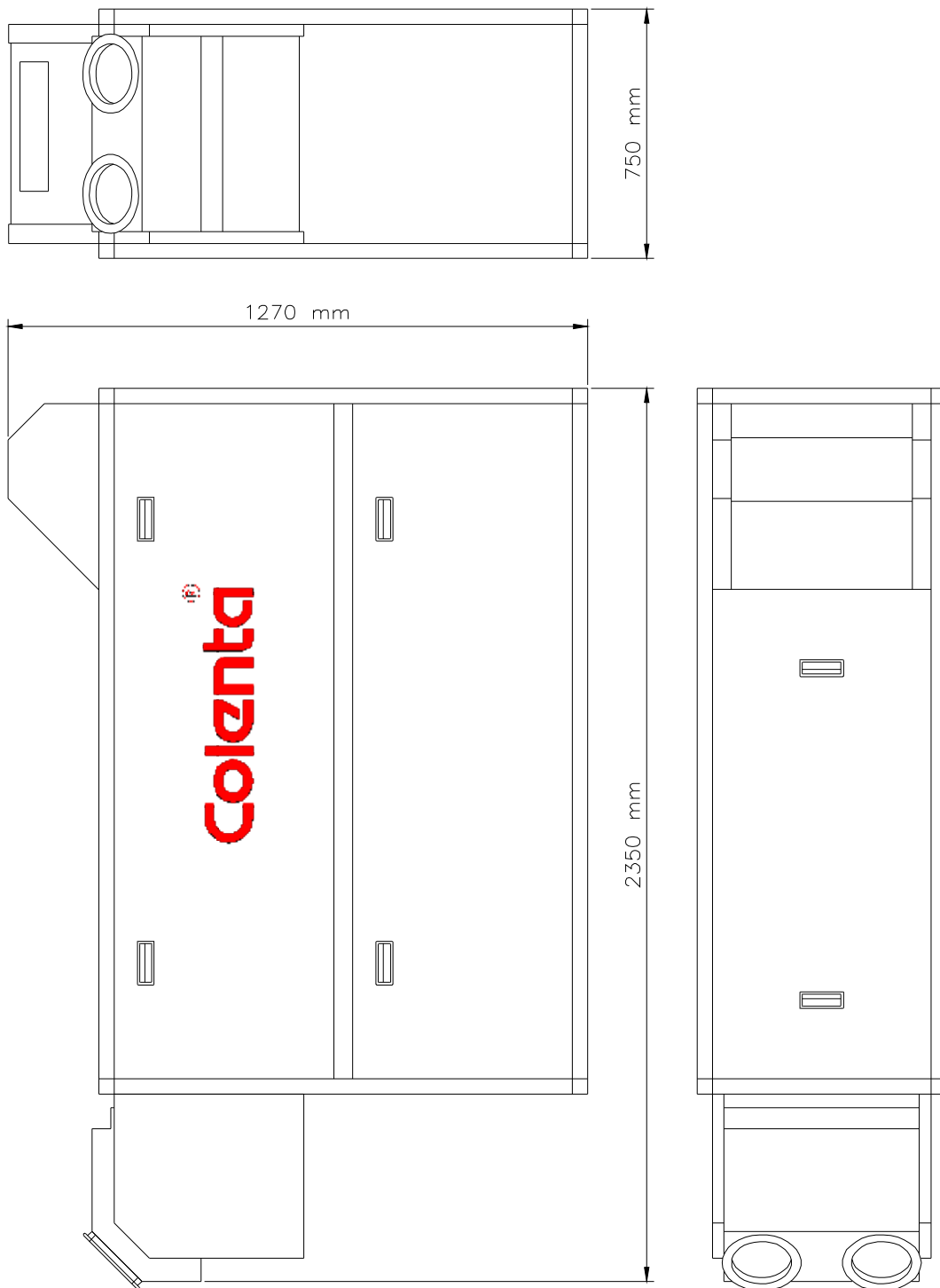
Transport System:

COLENTA 30 C41 65 PRO



# DIMENSIONS for:

**30 C41 65 PRO**



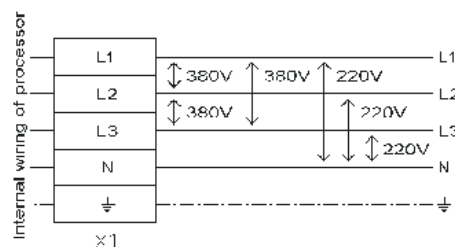
**We recommend a minimum walking space of 60cm around the processor.**

# Electrical supply: (Standard, when 3N~400/230V, 50/60 Hz supply available)

**30 C41 65 PRO**

**4,6 kW  
25 A**

ATTENTION:  
PROCESSOR TO BE CONNECTED TO  
SUPPLY NET: 3N~380/220V 50/60Hz



In case the above voltages are not available at site, please contact your local dealer or the factory for rewiring advice.

Alternatives, to be indicated when ordering

## Details for shipment:

**30 C41 65 PRO**

packing dimensions: 1 wooden box on palette  
243cm x 93cm x 150cm (L x W x H)  
packing volume: 3,39 m<sup>3</sup>  
weight with packing: 566 kg