

data sheet

Colenta[®]

FILM Processor

30 E6 26 Pro



Colenta[®]

**E6 Processor options for sheet and roll film
up to 30cm in width**

09/2004 AN



E6 Film Processor

TYPE:COLENTA 30 E6 26 PRO

Technical Specifications:

Processing applications:	E6 film roll, sheet aerial, 35mm
Max. Process width:	max. 30 cm - 12 inch (4 Track loading of 35mm film)
Microprocessor Control:	with 6 preprogrammable processing cycles

Transport Speed: 30 E6 26 - 26cm/ 10 inch per minute (at 6 min Dev.Time)

(Dev. times are pre-programmable for push-pull processing)

Tank capacities: 30 E6 26 PRO

First Developer	:	22,0
Wash	:	10,0
Reversal Tank	:	10,0
Color Developer	:	22,0
Conditioner	:	10,0
Bleach	:	22,0
Fix	:	17,0
Wash 2	:	17,0
STAB	:	10,0

Replenishment:

- Precisely controlled using opto-sensors to measure the film area loading.
- Activated after a pre-programmed film area is fed into the processor
- Antioxidation/standby replenishment, activated after 0-9 hours *

Solution Levels:

- Low Level monitoring in all tanks *
- High Level monitoring in Overflow Collection Tanks (waste management, optional) *
- Low Level in Repl. Tanks for FD, CD, Bleach, Fix (optional) *

Temperatures: High / Low level monitoring for all the wet-tanks

Work in Progress : Details the location of film within the processor.

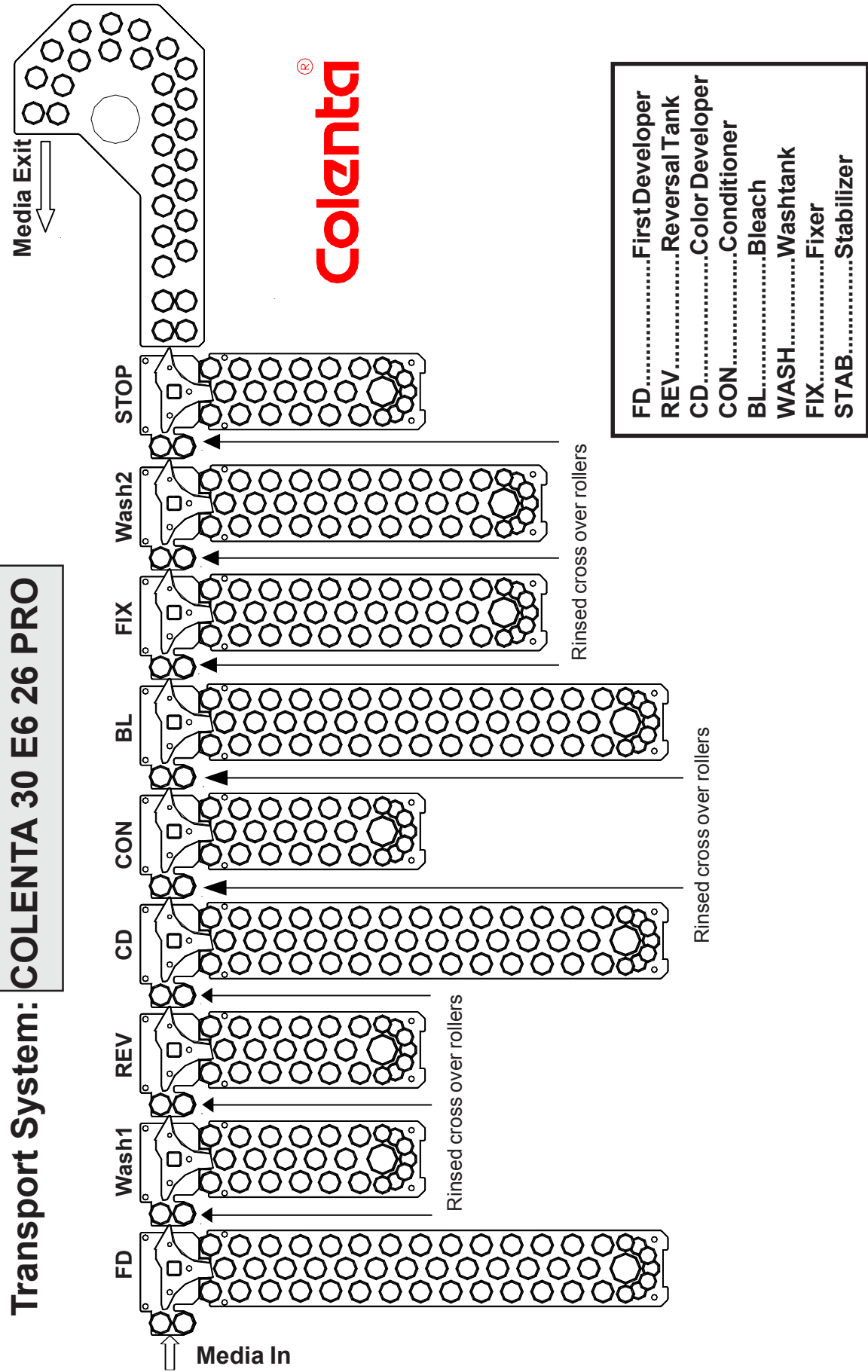
Transport:

- Drive motor overload monitoring
- Security cover lid switch

(* optional) - when activated will operate an audible warning and a message alert to confirm the error type.

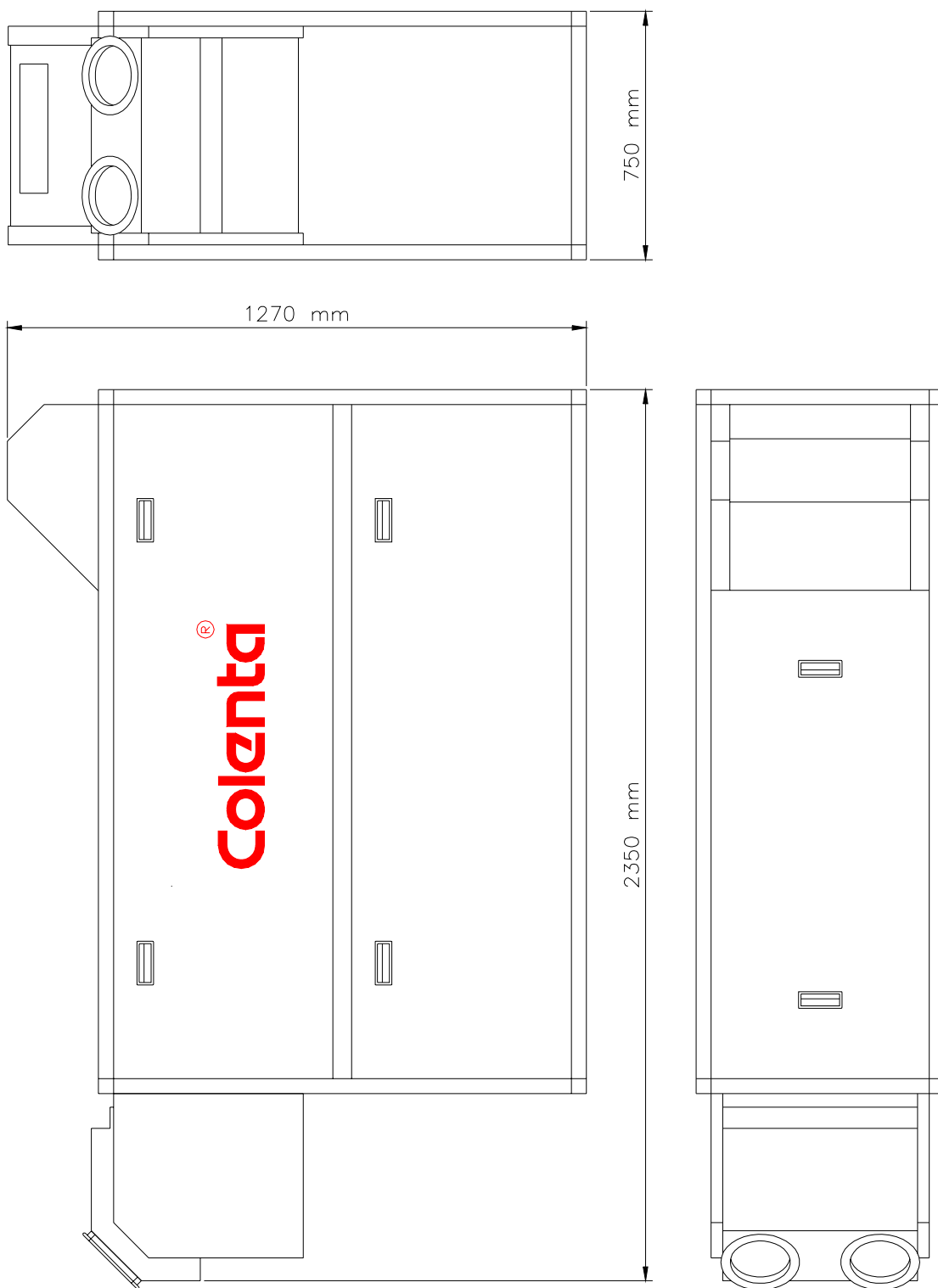
Technical specification subject to change without notice.

Transport System: COLENTA 30 E6 26 PRO



DIMENSIONS for:

30 E6 26 PRO



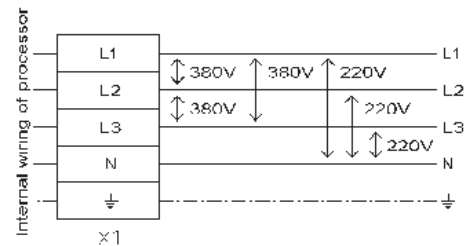
We recommend a minimum walking space of 60cm around the processor.

Electrical supply: (Standard, when 3N~400/230V, 50/60 Hz supply available)

30 E6 26 PRO

**4,6 kW
25 A**

ATTENTION:
PROCESSOR TO BE CONNECTED TO
SUPPLY NET: 3N~380/220V 50/60Hz



In case the above voltages are not available at site, please contact your local dealer or the factory for rewiring advice.

Alternatives, to be indicated when ordering

Details for shipment:

30 E6 26 PRO

packing dimensions: 1 wooden box on palette
243cm x 93cm x 150cm (L x W x H)
packing volume: 3,39 m³
weight with packing: 520 kg