

data sheet

IMAGELINE

37PP / OL

for IPA-Systems

Panther Plate 34P



Colenta[®]

for Graphic Art Films or PE-Printing Plates (up to 0,3 mm)
IMAGELINE PP - TYPE 110 cm/min at 20 sec dev time

03/2001 AN

Colenta Imageline[®]

37 PP/OL

All PP-Type processors with 9 preprogrammable processing cycles, intermediate rinse bath rack system, integrated covered stand , with 2 x 30 ltr.,

Note1: IL-37 PP/R with closed loop wash-water system – no connection to water supply, no drain facility necessary for hook up of processor

Note2: Additional Top Feed Load for PP-Type not available

Technical Specifications

Processing applications: Rolls/Cut sheets of all commonly used film and polyester plates up to 0.3mm

Media thickness: **FILM:** 0,10mm up to 0.18mm

PLATE: up to 0,3mm

Material width: min. 7,5 cm max. **37** cm

Material length: min. 10 cm

Time in Developer: min. 20 sec - max. 100 sec

IL 37 PP/OL

Tank capacity -	Activator / DEV:	7L
	Stabilizer / FIX:	7L
	Wash water:	5,5L

Solution heating: adjustable in a range of 18°C - 43°C
(separate inline 350W heaters)

Dryer: warm air
adjustable in a range of 18°C - 55°C

Replenishment: fully automatic.
replenishment is microprocessor controlled and calculated from information received from sensors measuring the width and length of material entering the processor. Replenishment cycles are adjustable.

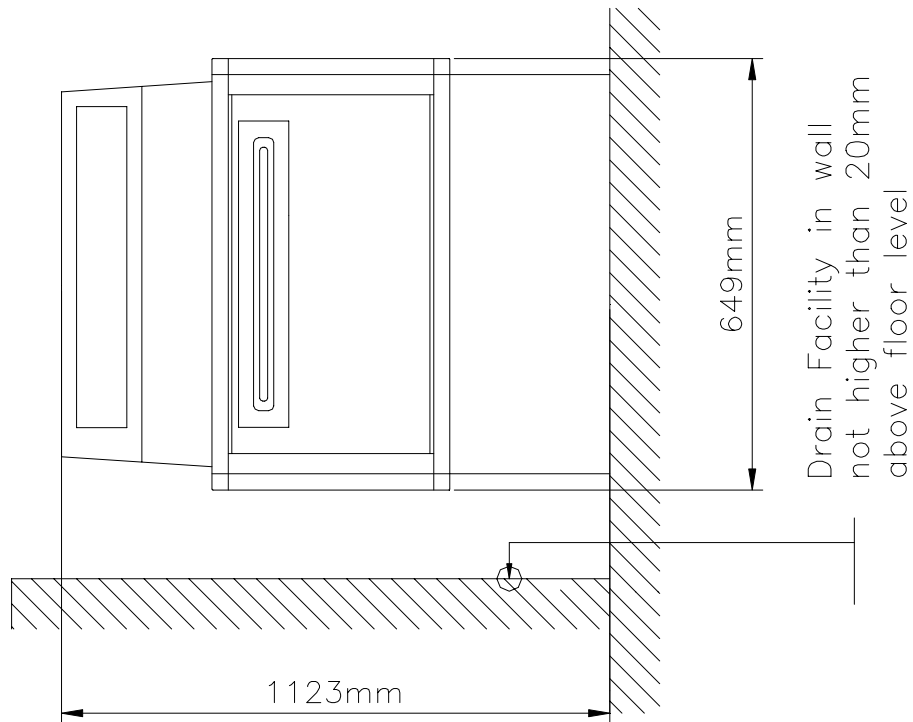
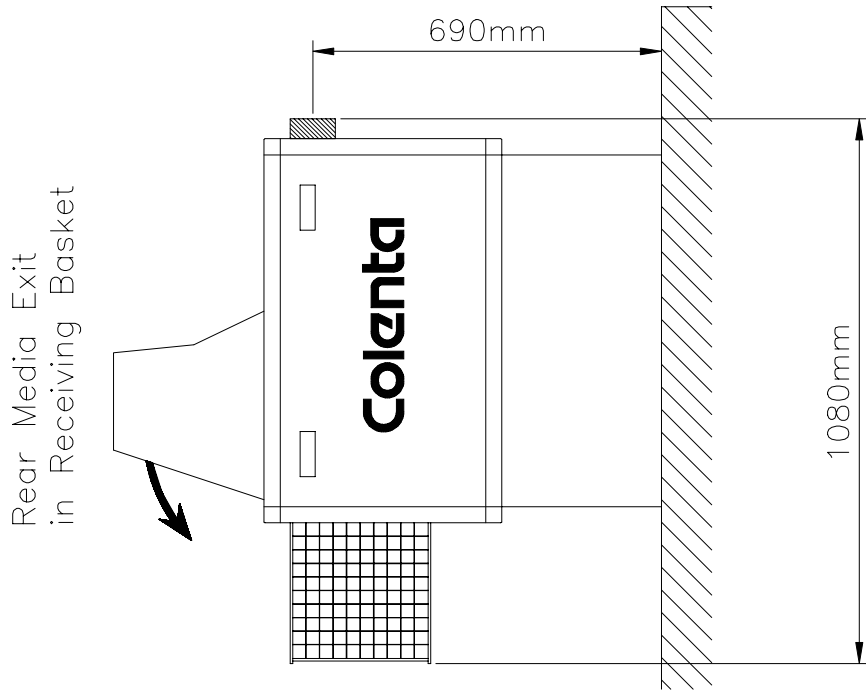
Wash water distribution: built in 3-way magnetic valve
Wash water flow rate: 2,5 ltr/min when film is processed
Wash water supply pressure: 3 - 10 bar
Wash water supply: filtered at a temperature of 8°C - 15°C
with 3/4" hose connection
Wash water drain: 32mm (5/4inch) hose or tube

IL 37 PP/OL

<u>Weight:</u>	Empty	115 kg
	With solution	134 kg

Technical specification subject to change without notice.

DIMENSIONS: 37 PP/OL



Technical specs subject to change without notice.

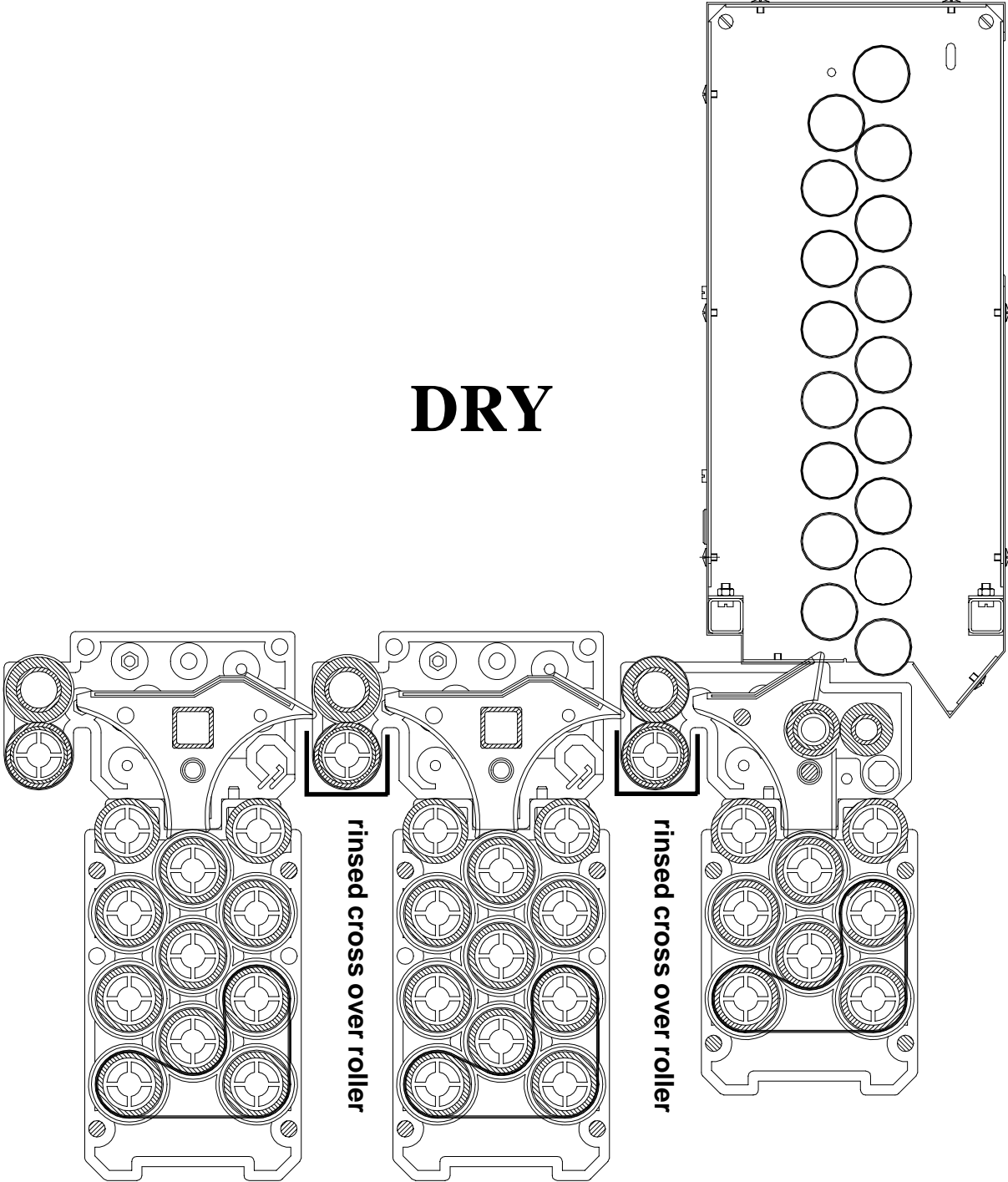
Details for shipment: IL 37PP/OL

packing dimensions:	1 carton box on palette 170cm x 111cm x 145cm (L x W x H)
packing volume:	2,74 m ³
weight with packing:	150 kg

Transportsystem:

IL 37 PP/OL

DRY



DEV

FIX

WASH

Electrical supply: (Standard, when 3N~400/230V, 50/60 Hz , supply available)

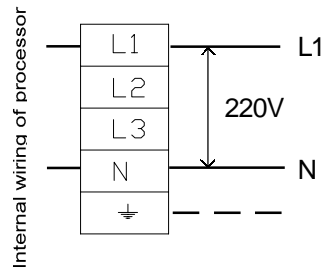
37 PP/OL

**single phase
230 V ; 50/60Hz**

**3,1 kW
16 A**

**single phase
230 V ; 50/60Hz**

ATTENTION:
PROCESSOR TO BE CONNECTED TO
SUPPLY NET: 220V 50/60Hz

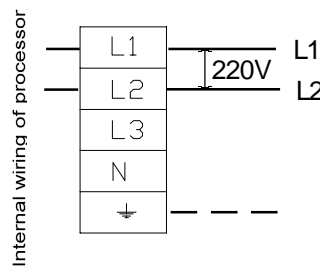


In case the above voltages are not available at site, please contact your local dealer or the factory for rewiring advice.

Electrical supply:

(alternative, to be indicated when ordering)

ATTENTION:
PROCESSOR TO BE CONNECTED TO
SUPPLY NET: 220V 50/60Hz



In case the above voltages are not available at site, please contact your local dealer or the factory for rewiring advice.