

# data sheet

# IMAGELINE

## 68 S / SP-OL

### for

## IPA-Systems Pantara 52/62



**Colenta**<sup>®</sup>

for Graphic Art Films or PE-Printing Plates up to 0,2 mm (0,3mm)  
IMAGELINE S - TYPE 125 cm/min at 20 sec dev time  
IMAGELINE SP - TYPE 175 cm/min at 20 sec dev time



# Colenta Imageline<sup>®</sup>

## 68 S/SP-OL

### Technical Specifications

S/SP-model processors have 9 programmable processing channels, an intermediate rinse bath rack system, covered stand, daylight feed box, hose/tube connection (100 mm dia.) facility for ventilation of the processors wet-section to an external exhaust fan and supplied with 2 x 30 lt replenishment storage tanks

**With** level control in DEV/FIX processor tanks to automatically “top-up” chemistry when levels are low.

**With** level control in wash tanks: high/low level monitoring with alarm warning.

**With** automatic wash tank “fill” when processor is switched on.

Film thickness:	min. 0,10 mm up to 0,2mm
PE-Plate thickness:	up to 0,2mm (0,3mm)
Material width:	min. 7,5 cm max. <b>68</b> cm
Material length:	min. 10 cm
Time in Developer:	<b>S:</b> min. 20 sec - max. 92 sec <b>SP:</b> min. 19 sec - max 110 sec
Input speed.	<b>S:</b> 20sec/DEV-Time 125cm/min <b>SP:</b> 20sec/DEV-Time 175cm/min

		<b>IL 68 SP/OL</b>
<b>Tank capacity -</b>	Developer:	16l
	Fixer:	16l
	Wash water:	15l

		<b>IL 68 S/OL</b>
<b>Tank capacity -</b>	Developer:	13l
	Fixer:	13l
	Wash water:	12l

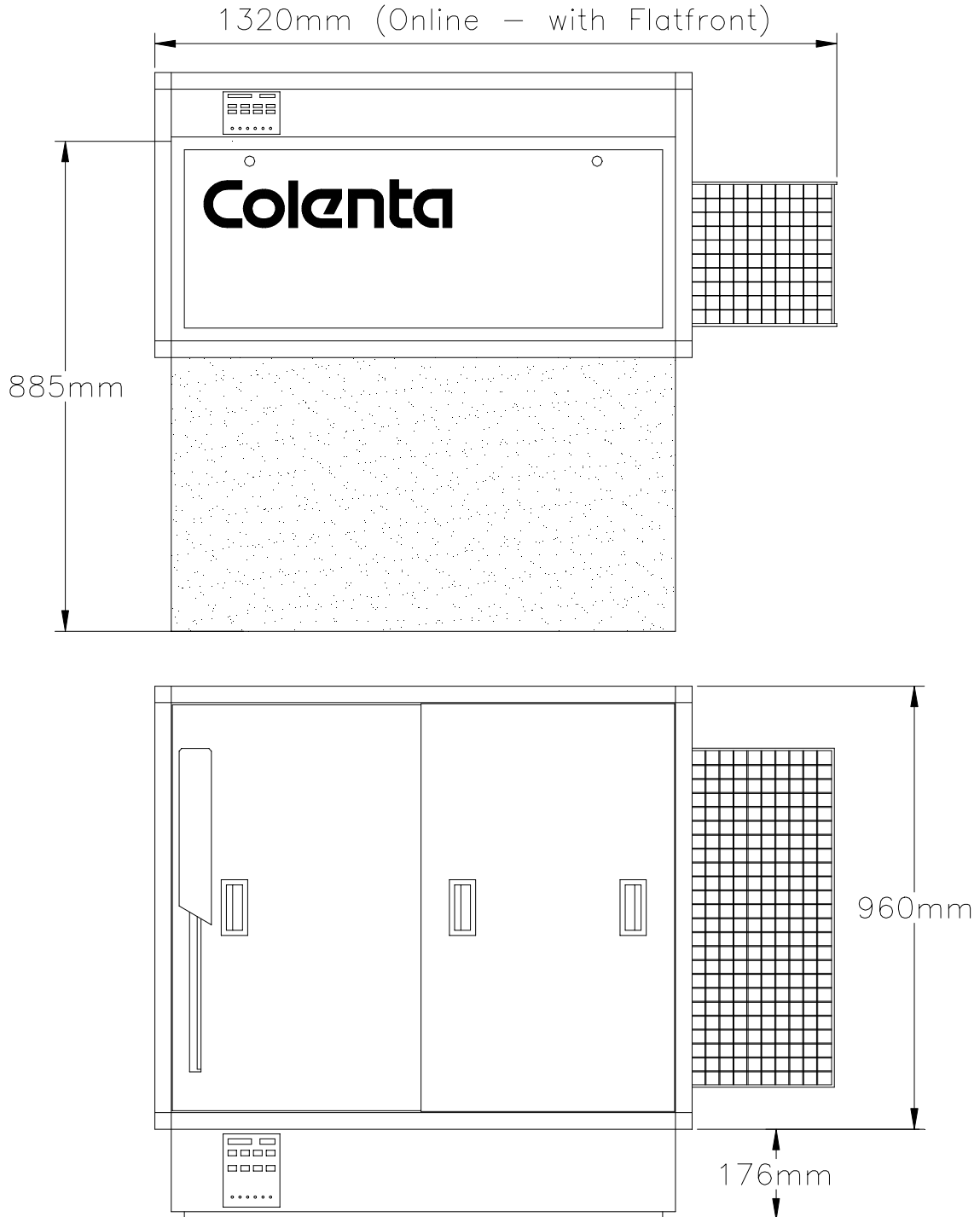
Solution heating(Fix and DEV):	adjustable in a range of 18°C - 43°C (separate inline 350/550W heaters)
Dryer:	warm air variable in a range of 18°C - 55°C
Replenishment:	fully automatic. replenishment is microprocessor controlled and calculated from information received from sensors measuring the width and length of material entering the processor. Replenishment cycles are adjustable.
Wash water distribution:	built in 3-way magnetic valve
Wash water flow rate:	2,5 ltr/min when film is processed
Wash water supply pressure:	3 - 10 bar
Wash water supply:	filtered at a temperature of 8°C - 15°C with 3/4" hose connection
Wash water drain:	32mm (5/4inch) hose or tube

<b><u>Weight:</u></b>		<b>IL 68 SP/OL</b>
	Empty	250 kg
	With solution	297 kg
		<b>IL 68 S/OL</b>
	Empty	220 kg
	With solution	258 kg

Technical specification subject to change without notice.

# DIMENSIONS:

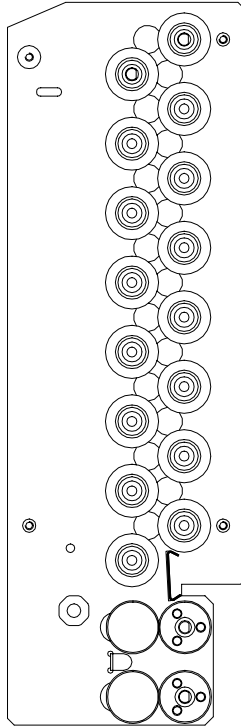
## S-Version



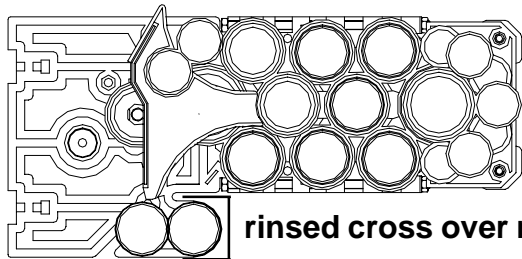
# RACKSYSTEM:

# 68 S-OL

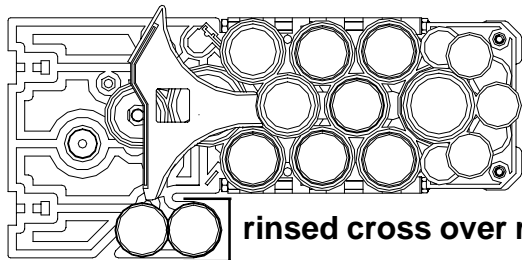
DRYER



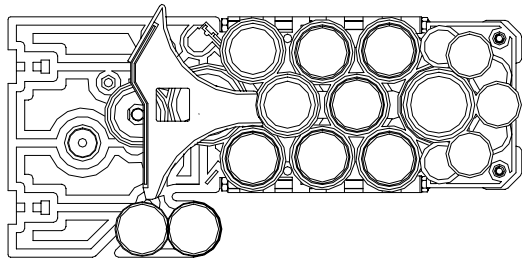
WASH



FIX

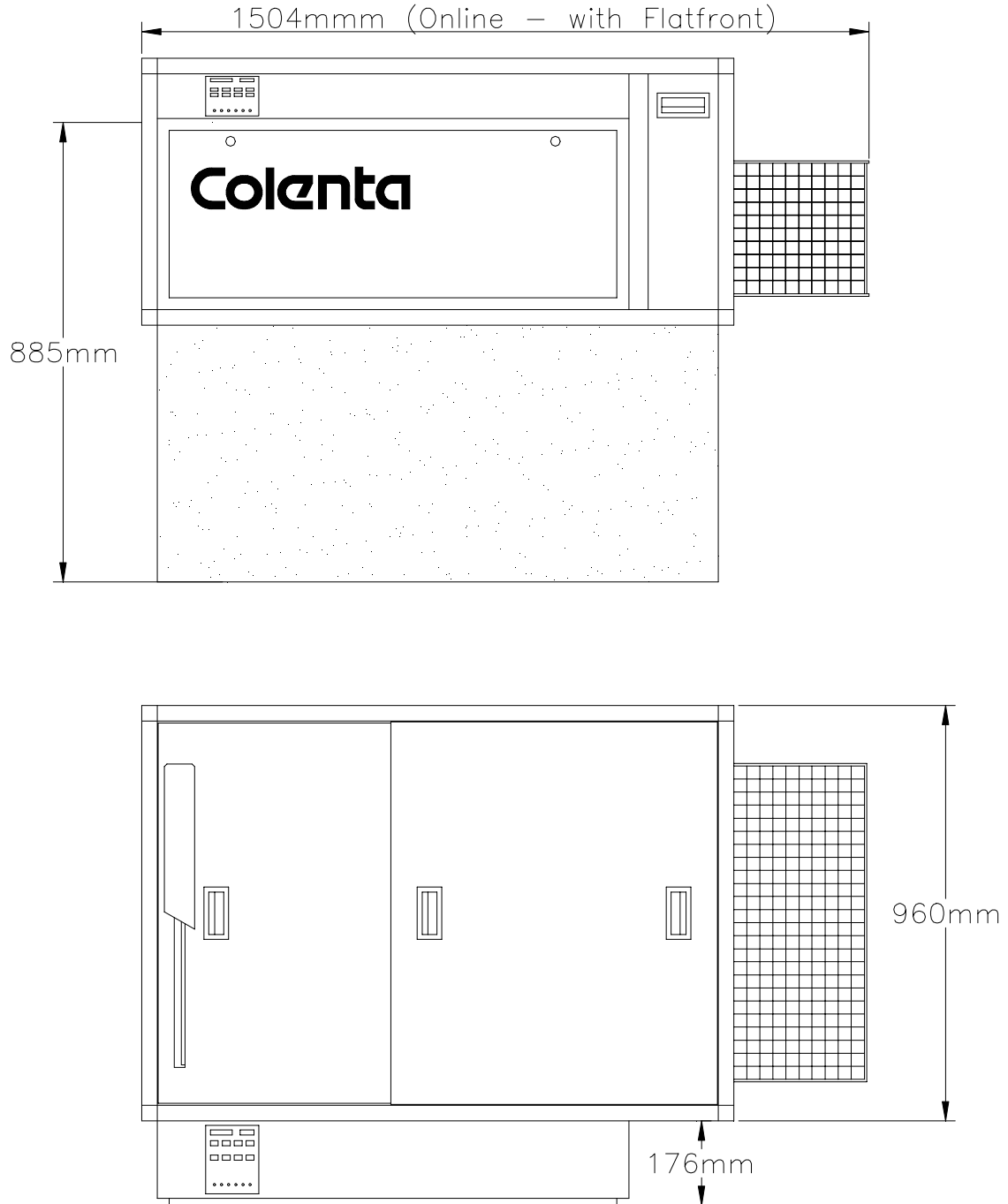


DEV



# DIMENSIONS:

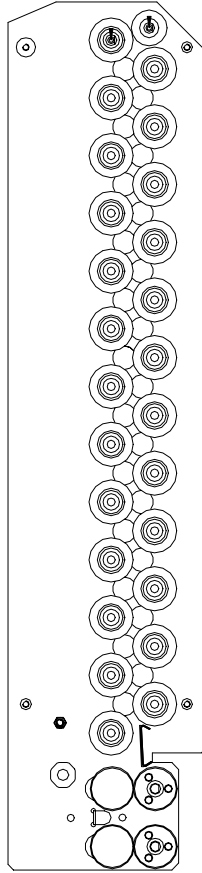
**SP-Version**



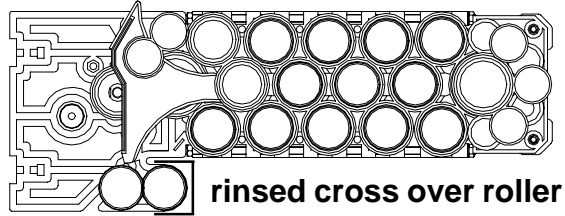
# RACKSYSTEM:

**68 S-OL**

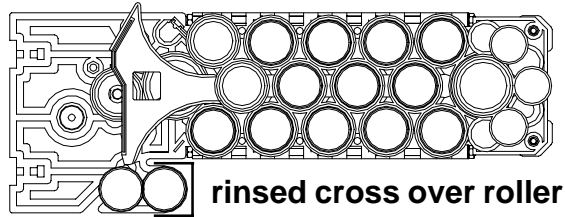
**DRYER**



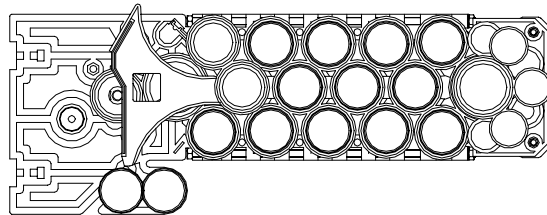
**WASH**



**FIX**



**DEV**



# Electrical supply:

(Standard, when 3N~400/230V, 50/60 Hz supply available)


## 3N~400/230V 50/60Hz

**IL 68 S**

6,4 kW  
13 A

**IL 68 SP**

6,5 kW  
13 A



(alternatives, to be indicated when ordering)

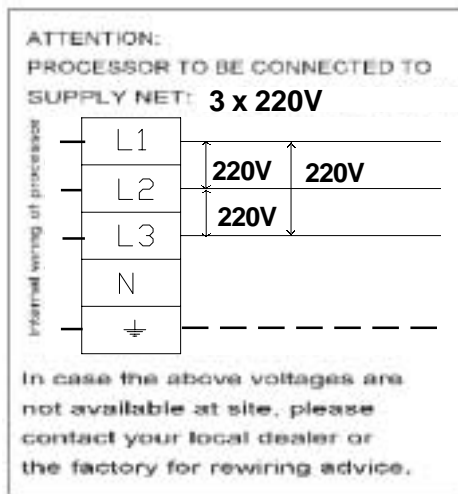
## 3~220V 50/60Hz

**IL 68 S**

6,4 kW  
20 A

**IL 68 SP**

6,5 kW  
20 A



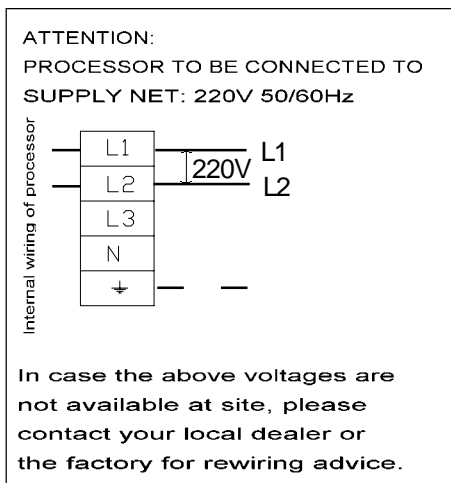
## 220V~ 50/60Hz

**IL 68 S**

6,4 kW  
32 A

**IL 68 SP**

6,5 kW  
32 A



## Details for shipment:

### **IL 68 S/OL**

packing dimensions: 1 carton box on palette  
180cm x 123cm x 143cm (L x W x H)  
packing volume: 3,16 m<sup>3</sup>  
weight with packing: 295 kg

### **IL 68 SP/OL**

packing dimensions: 1 carton box on palette  
180cm x 123cm x 143cm (L x W x H)  
packing volume: 3,16 m<sup>3</sup>  
weight with packing: 325 kg