

# data sheet

## IMAGELINE PLATE

ILP 85 FP/OL for

Krause CtPLS Jet II

ONLINE



**KRAUSECTP**  
WORK FLOWS

**Colenta<sup>®</sup> Imageline Plate<sup>®</sup>**

**for Photopolymer CtP - Printing Plates**  
**IMAGELINE PLATE - TYPE ILP 85 FP/OL**

Technical specification subject to change without notice.



09/2004 AN

# Colenta

# Imageline Plate<sup>®</sup>

# ILP 85 FP/OL

## Technical Specifications:

**Processing applications:** Photopolymer CtP Printing Plates  
**Plate width:** Max. 85 cm (33 inch)

**Microprocessor Control:** With 4 preprogrammable processing cycles and 1 overnight program (SLEEPMODE)

**Transport Speed at 23 sec DEV-Time:** 125cm/min - 49 inch/min

	<b>Tankcapacity</b>	<b>Temperature*</b>	<b>Repl. Rate*</b>
<b>PreHeat :</b>	-----	Preprogramable for 0.15, 0.20 and 0.30 mm plates	-----
<b>PreWash :</b>	Open System	From the water supply	-----
<b>Developer :</b>	40 lt	15 - 45°C	40-2000ml/m <sup>2</sup>
<b>Rinse :</b>	Open System	From the water supply	-----
<b>Gum :</b>	Closed system	Room temp.	-----
<b>Dryer :</b>	-----	18 - 60°C	-----

**Replenishment:**

- Controlled by four-sensors (sensorbar) measuring plate area
- Activated after 0,1 - 0,999m<sup>2</sup> \* plate area fed into the processor
- Antioxidation/standby replenishment, activated after 0-9 hours \*
- After exiting the Sleepmode, depending on sleeptime\*

**Anticrystallisation/  
Selfcleaning Cycle  
during Standby:**

- Activated : each 1 - 20 min \*
- Cycle time : duration 1 - 3 min \*

**Filter Replacement  
Programming:** 0 - 9999 m<sup>2</sup> \*

## Selectable Processing Modes:

**Automatic:** Processor goes to a standby „ready“ condition when a process cycle is completed.

**Manual:** All functions operated manually

**Rewash:** Activated when the rewash feed slot is opened

**Monitor** Used to view and check processor functions.

**SleepMode:** To use during overnight & weekend

.....\* all values preprogrammable

**Control:** **Activate and Monitoring features inform, warn and alert the operator to an error in the system.**

**Solution Levels:**

- Low Level monitoring in Developer Tank of processor \*\*
- Automatic Fill Up of above Levels when processor is switched on
- High Level monitoring in Overflow Collection Tank DEV (waste management) \*\*
- Low Level monitoring in Repl. Tanks DEV & GUM \*\*

**Temperatures:** -High / Low level monitoring of the Dev, PreHeat and Dryer temperatures.

## ILP 85 FP Online for Krause CtP LS JetII

**Water and Energy saving:** Both the Wash and dryer systems activate only when required.

**Work in Progress :** Details the position of the plates through the processor.

**Transport:**

- Drive motor overload monitoring \*\*
- Plate in/plate out check facility \*\* (optional)
- Safety cover lid switch \*\*

**\*\* when activated will operate an audible warning and a message alert to confirm the error type.**

### Additional Accessories and Features:

- Inbuilt Chiller unit (optional)
- A drawer unit within the main frame to house the replenishment and waste collection tanks. (Standard)
- Windows software for controlling & monitoring the processor
- Split processor frame, allowing easy access through a standard door opening of 70cm (28inch)

		ILP 85 FP	
<b>Weight</b>	Empty	380	kg
	With solution	420	kg

### **IMPORTANT NOTE: WATER & DRAIN SUPPLIES:**

The processor will require a fresh water supply and drain connection. The water supply should be filtered and terminated using a 3/4in Tap with hose connection within 1-2 metres of the processor.

As the water supply is also used by the automatic Developer cooling system the incoming water temperature should be in range of 15°C and with a minimum pressure of 3 bar. If ambient conditions within the processing area are too hot (more than 25°C) then this will effect the efficiency of the cooling system and the use of a Chiller unit for the Developer is recommended. This accessory is available from COLENTA and can be factory installed at the time of order.

We recommend that a water supply (preferably warm water) and washing area are available close-by to the machine for the purpose of cleaning rollers and tanks.



Integrated Chiller  
for DEV (optional)

## **Details for shipment:**

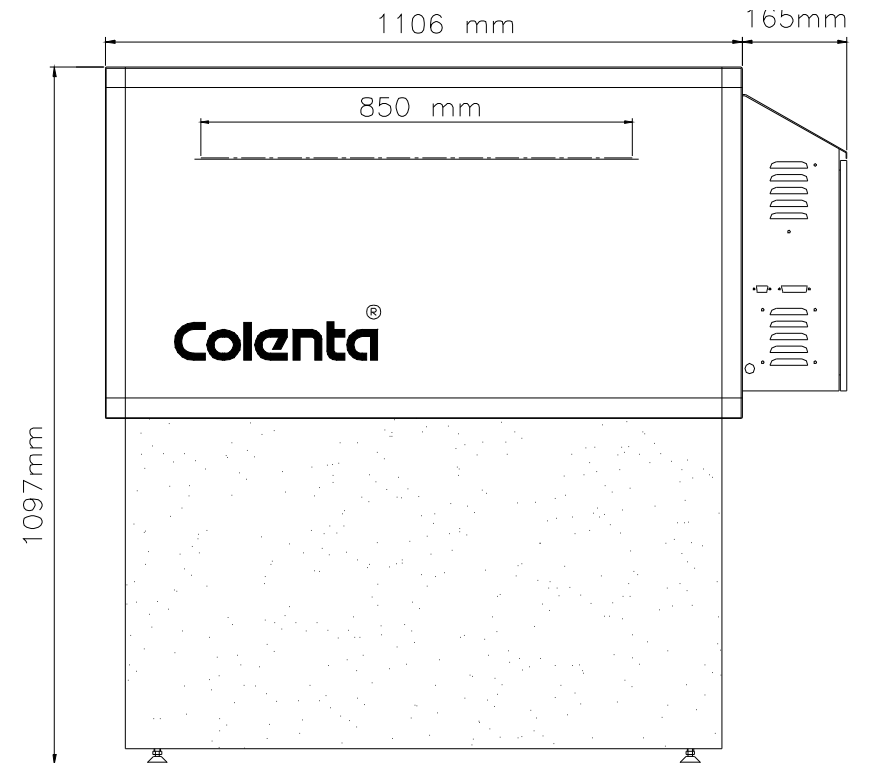
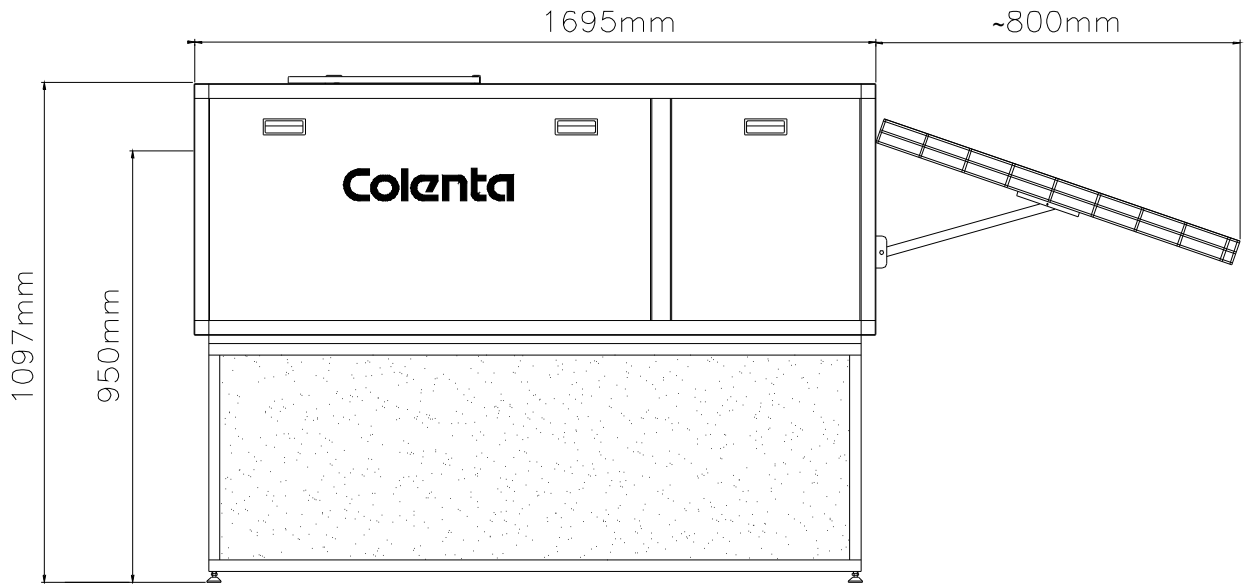
**ILP 85 FP**

<b>Packing dimensions:</b>	<b>1 carton box on palette</b>
	<b>180cm x 150cm x 140cm (L x W x H)</b>
<b>Packing volume:</b>	<b>3,78 m<sup>3</sup></b>
<b>Weight with packing:</b>	<b>470 kg</b>

Technical specification subject to change without notice.

# DIMENSIONEN

**ILP 85 FP**



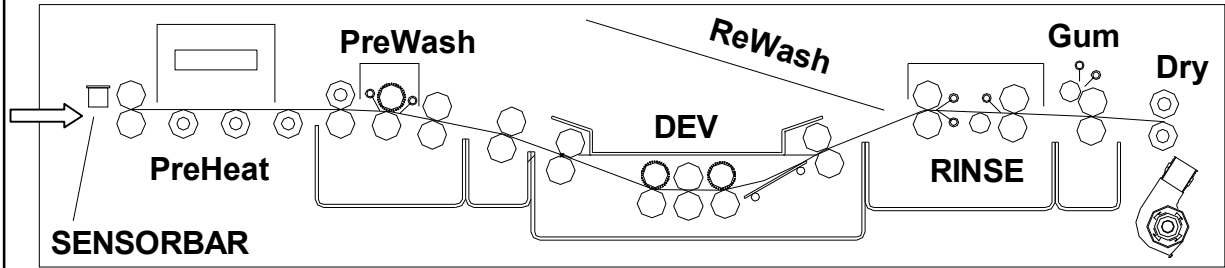
We recommend a minimum walking space of 50cm around the processor.

**Imagine Plate<sup>®</sup>**

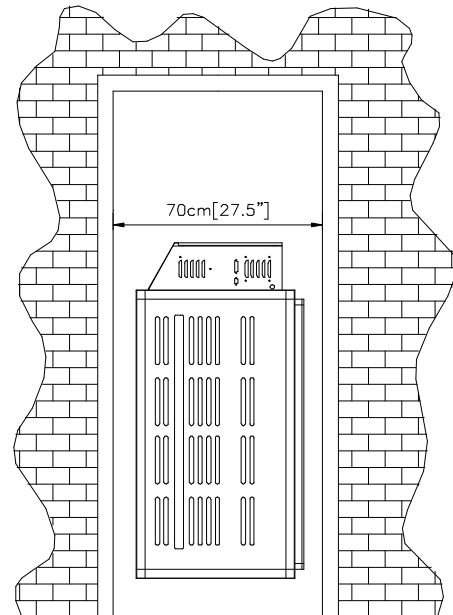
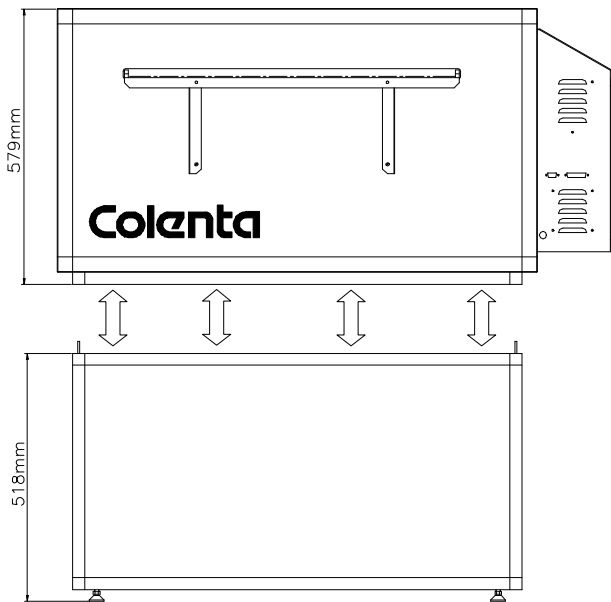
Technical specification subject to change without notice.

# Process-Overview:

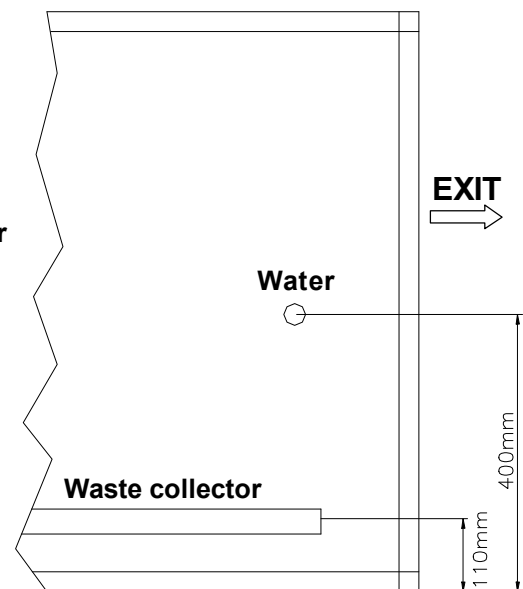
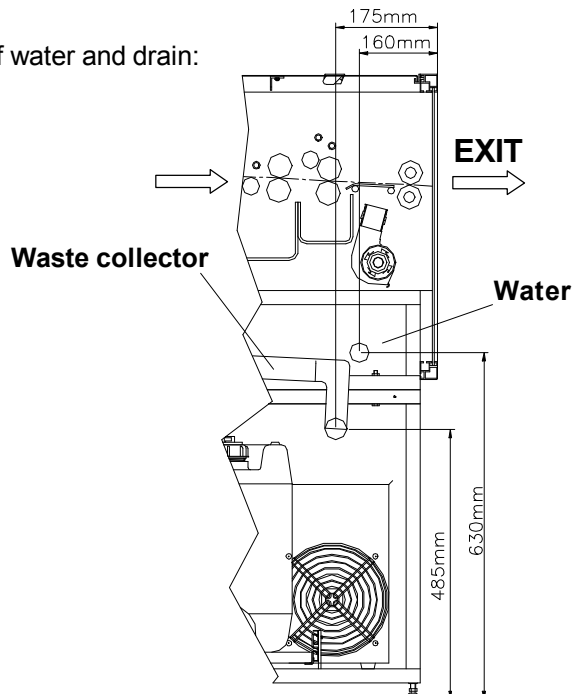
**ILP 85 FP**



Split processor frame, allowing easy access through a standard door opening of 70cm (28inch).

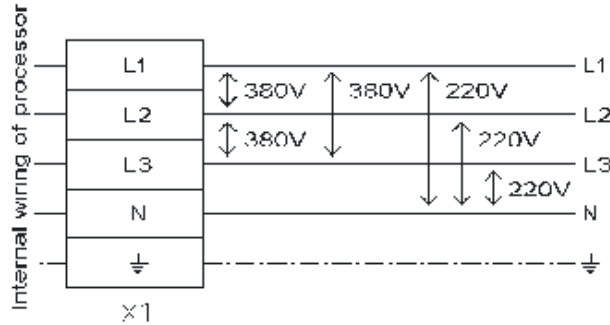


Location of water and drain:



# Electrical supply: (Standard, when 3N~400/230V, 50/60 Hz supply available)

**ATTENTION:**  
PROCESSOR TO BE CONNECTED TO  
SUPPLY NET: 3N~380/220V 50/60Hz



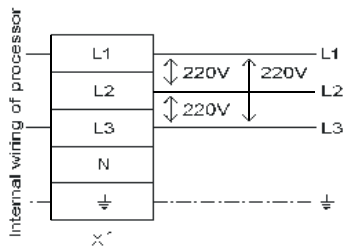
In case the above voltages are not available at site, please contact your local dealer or the factory for rewiring advice.

**ILP 85 FP**

**8,1 KW  
16 A**

## Alternatives, to be indicated when ordering

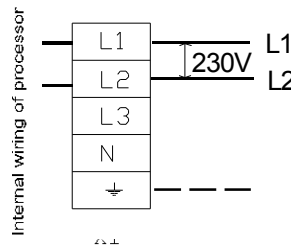
**ATTENTION:**  
PROCESSOR TO BE CONNECTED TO  
SUPPLY NET: 3~220V 50/60Hz



In case the above voltages are not available at site, please contact your local dealer or the factory for rewiring advice.

**ILP 85 FP**  
**3 x 230V, 8,1 KW**  
**20A**

**ATTENTION:**  
PROCESSOR TO BE CONNECTED TO  
SUPPLY NET: 230V<sub>50/60Hz</sub>



In case the above voltages are not available at site, please contact your local dealer or the factory for rewiring advice.

**ILP 85 FP**  
**Single Phase**  
**230V, 8,1 KW**  
**32A**