

data sheet

Manual Twin-Processor **Manual Twin-Processor**

OFF- and ON - Line

Imageline TW 56 SP

IL TW 68 SP



IL TW 80 SP

IL TW 95 SP

FILM

&

PLATE



Colenta[®]

for Graphic Art Films and PE-Printing Plates (up to 0,3 mm)

PLATE - 125 cm/min at 20 sec dev time

FILM - 175 cm/min at 20 sec dev time

03/2001 AN

Colenta Imageline®

Technical Specifications:

TW-model processors have 2 programmable processing channels (1 for FILM & 1 for PLATE), an intermediate rinse bath rack system, covered stand, daylight feed box, hose/tube connection (100 mm dia.) facility for ventilation of the processors wet-section to an external exhaust fan and supplied with 4 x 30 lt replenishment storage tanks

With level control in both, DEV/FIX and ACT/STAB processor tanks to automatically “top-up” chemistry when levels are low.

With level control in wash tanks: high/low level monitoring with alarm warning.

With automatic wash tank “fill” when processor is switched on.

FILM & PLATE

Processing applications **FILM**: Rolls/Cut sheets of all commonly used GA Film/Paper
 Processing applications **PLATE** : All commonly used PE-Printing PLATES
 Film thickness: **FILM** min. 0,10 mm up to 0,2mm **Plate**: up to 0,3mm
 Material width: min. 13 cm max. 56/68/80/95 cm
 Material length: min. 13 cm
 Developing time: min. 20 sec max. 133 sec
 Dry to Dry: min. 1,4 min max. 11 min
 Processor Speed: **FILM** at 30 sec developing time = 120 cm/min
PLATE at 25 sec activating time = 120 cm/min

<u>Tank capacity -</u>	Developer:	IL 56	IL 68	IL 80	IL 95
	Fixer:	13 ltr	16 ltr	19 ltr	21ltr
	Activator	9 ltr	13 ltr	15 ltr	18ltr
	Stabilizer	9 ltr	13 ltr	15 ltr	18ltr
	Wash water:	9 ltr	13 ltr	15 ltr	17ltr

Solution heating: adjustable in a range of 18°C - 43°C
 (separate inline 550W heaters)

Dryer: Warm air
 adjustable in a range of 18°C - 55°C

Replenishment: Fully automatic.
 Replenishment is microprocessor controlled and calculated on information received from sensors measuring the width and length of material entering the processor. Replenishment cycles are adjustable. Incorporates 2 x Bellows metering pumps each with a max. output of 800 ml/min - setting 50 %

Software TWIN1:

2 programs:
 processing parameters:

FILM & PLATE

Solution temperature for developer and activator, dryer temperature, time in developer and activator ,replenishment rates for Dev, FIX, Act and Stabi

additional:
 -Stand-by
 -Anti-crystallization
 -Anti-oxidation

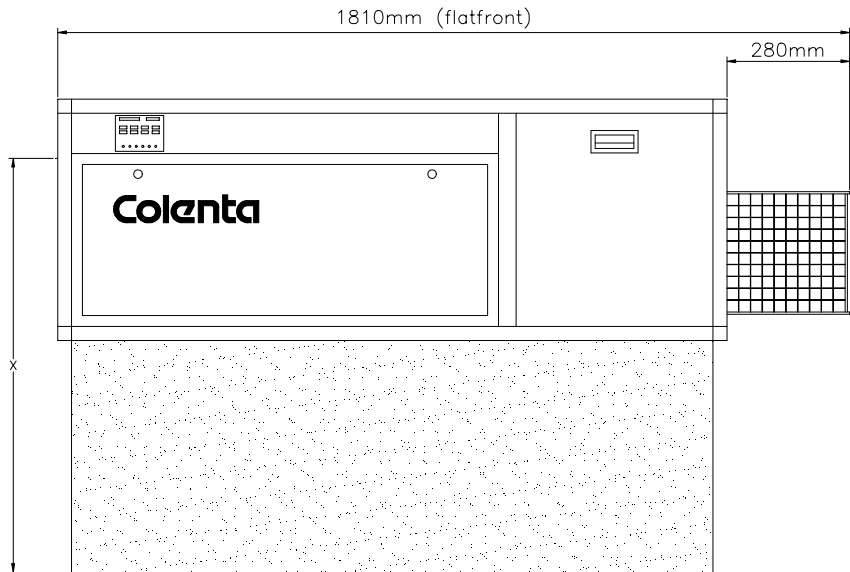
Wash water distribution: built in 4-way magnetic valve
 Wash water flow rate: 2,5 ltr/min during a process cycle
 Wash water supply pressure: 3 - 10 bar
 Wash water supply: filtered at a temperature of 8°C - 15°C with a 3/4" connection
 Wash water drain: 32mm (5/4inch) hose or tube

<u>Weight:</u>		IL 56	IL 68	IL 80	IL 95
	Empty	330kg	349kg	377kg	403kg
	With solution	390kg	420kg	460kg	498kg


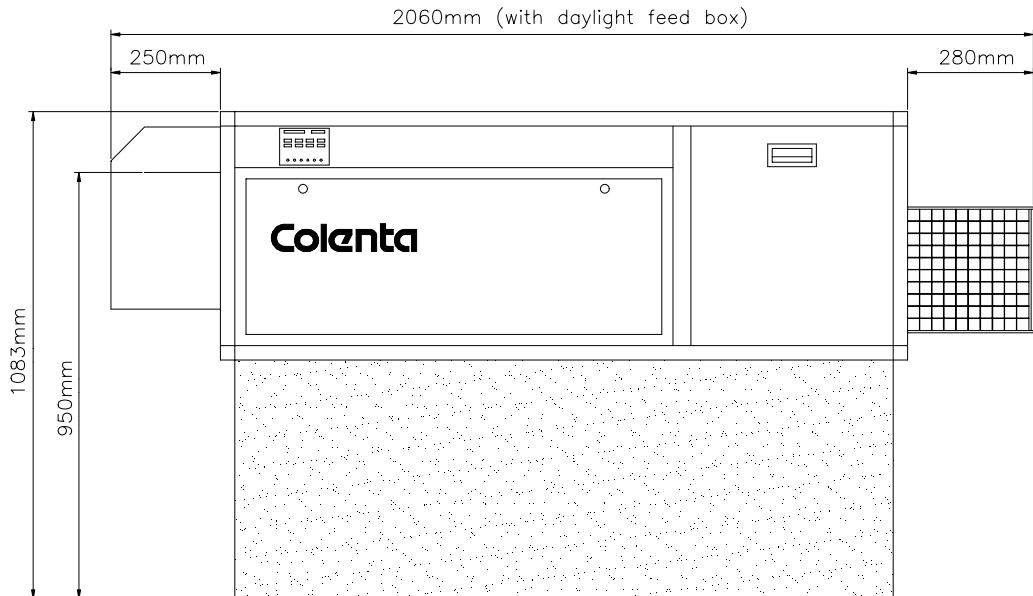
Technical specification subject to change without notice.

dimensions of ART-Colenta TWIN-processor

for online: X
That measurement depends on the output-level of the imagesetter



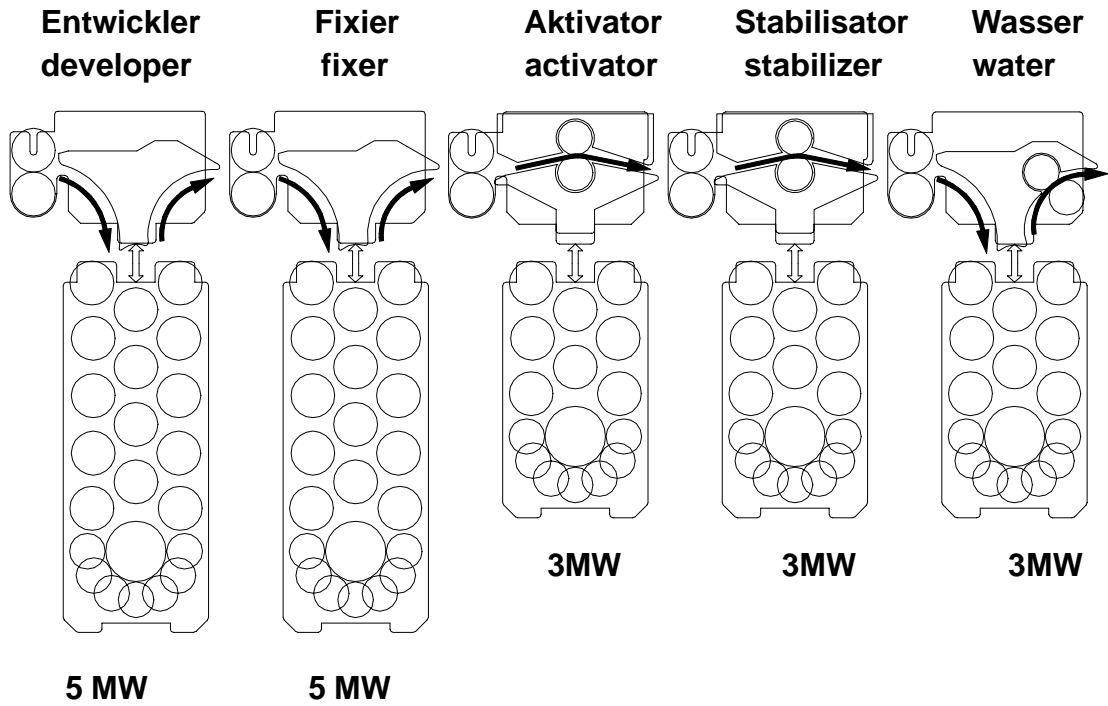
offline:



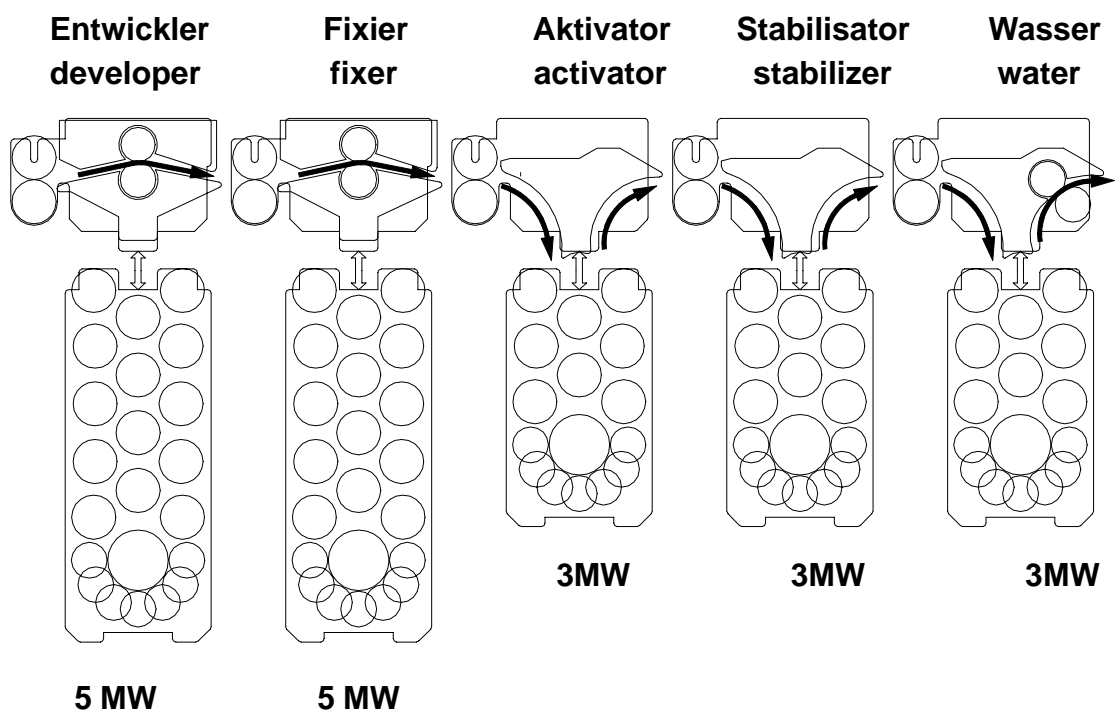
	Y
TW 56	860
TW 68	960
TW 80	1100
TW 95	1250

overview racks : COLENTA MANUAL TWIN

rack settings
when processing films



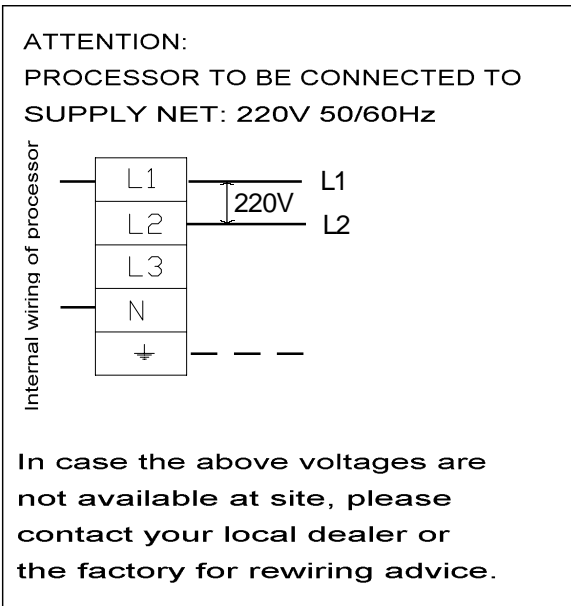
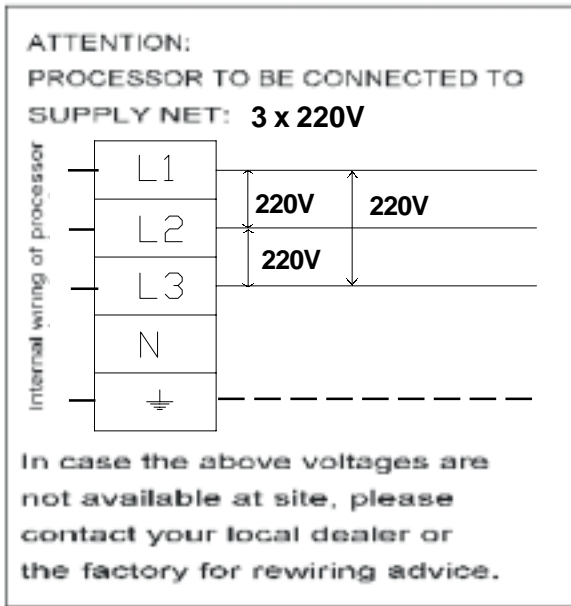
rack settings
when processing plates



Electrical supply: (Standard, when 3N~400/230V, 50/60 Hz supply available)

	3N~ 400/230V 50/60Hz	
TW 56 SP	6,4 kW 13 A	<div data-bbox="804 434 1342 999" data-label="Diagram"> <p>ATTENTION: PROCESSOR TO BE CONNECTED TO SUPPLY NET: 3N~380/220V 50/60Hz</p> <p>In case the above voltages are not available at site, please contact your local dealer or the factory for rewiring advice.</p> </div>
TW 68 SP	6,5 kW 13 A	
TW 80 SP	6,5 kW 13 A	
TW 95 SP	8,2 kW 16 A	

(alternatives, to be indicated when ordering)



Details for shipment:

Weights and Dimensions without Online Bridge between Imagesetter and Colenta TWINPROCESSOR.

IL TW 56 SP

packing dimensions: 1 carton box on palette
190cm x 111cm x 135cm (L x W x H)
packing volume: 2,85 m³
weight with packing: 385 kg

IL TW 68 SP

packing dimensions: 2 carton box on palette
180cm x 123cm x 135cm (L x W x H)
packing volume: 3 m³
weight with packing: 285 kg
120cm x 80cm x 95cm (L x W x H)
packing volume: 0,91 m³
weight with packing: 150 kg

IL TW 80 SP

packing dimensions: 1 carton box on palette
175cm x 155cm x 160cm (L x W x H)
packing volume: 4,3 m³
weight with packing: 480 kg

IL TW 95 SP

packing dimensions: 1 carton box on palette
200cm x 160cm x 160cm (L x W x H)
packing volume: 5,2 m³
weight with packing: 570 kg