

# pre-installation- Manual **Colenta**<sup>®</sup> **INDX 43 2.0b** **NDT - Filmprocessor**



COLENTA NDT Film Processor type:  
INDX 43 2.0b

**Colenta**<sup>®</sup>

To be used to process all standard NDT Films.

01/2013 AN

# Colenta<sup>®</sup> INDX 43 2.0b NDT Processor

---

---

The processor is designed in such a way that only cold water supply, drain and power connection are necessary. The plumbing is carried out according to DIN 1986/1988 and must comply with local plumbing codes. The cold water supply must be lockable with a stop cock connected with a ¾" outlet (washing machine connection) to the processor.

Make sure that the stop cock is always reachable, as it has to be opened before work and to be closed after work. By means of the pressure/flow regulator, which is integrated in the 3-fold solenoid valve of the processor, at a water pressure of 0.3-10 bar flow rate will be limited to maximum 2.5ltr./min. For cleaning the racks and the processor tanks, as well as mixing the chemicals, it will be recommended to install a second water supply with stop cock and an approx. 2.5 mtr. long hose.

The drain tubes of the processor can be drained separately or together, according to the local code requirements. The necessary hose connections from the processor to the outlet (drain) are enclosed. The **fixer** can be collected separately in a plastic container (storage tank) or directly connected to a silver recovery unit. The **developer** is to be collected in a plastic container. In order to avoid a backwash of the drained, used chemicals, the drain hoses should be free of bends and with a constant fall. The drain must be ventilated!

A floor drain may be used or a wall drain with a built-in plastic syphon. Do not use brass or copper in the drain lines. The minimum diameter of the drain lines should be 40 mm.

#### Electrical:

For operation, a 16 A fused socket with earth contact is required. In case that over the same circuit other consuming devices which are strongly depending on the voltage, will be operated, an own circuit will be necessary. (for further information, see the processor datasheet)


#### Replenishment:

The replenisher storage tanks with each 30 litres capacity, are located in the base of the processor and must be accessible. Therefore, please notice the minimum wall clearance of the service requirements

**Automatic Cooling:** The processor electronics will automatically detect over temperature developer conditions and then activate a cold water cooling system. The temperature of the incoming cold water supply should be between 7 - 15 C in order for the system to operate efficiently. If not available and in cases where the processor is required to operate in warm ambient conditions a chiller system should be used on the developer tank solution. A chiller unit is available as an optional accessory from Colenta for either self installation or factory fitted if ordered with the processor.

**Processor ventilation:** The INDX 43 2.0b is supplied with an exhaust port located below the feed table end of the processor. During installation this port must be connected to an external ventilation system provided at the installation site (sufficient power to ventilate the warm exhaust air away and out of the processing area).

Where the processor is installed in a „through wall“ location whereby a feed table is positioned in a darkroom and the main body of the processor is in daylight, it is important that the darkroom is pressurised to ensure a positive airflow from feed to dryer thus avoiding condensation related problems.



## Environment Requirements

<b>Room Temperature:</b>	15 - 30°C (59 - 86°F)
<b>Relative Humidity:</b>	40 - 76% RH (noncondensing over operating temperature range)
<b>Altitude:</b>	Maximum altitude 2424 m (8000 ft) above sea level.
<b>Ambient Light:</b>	Room lighting should not exceed 450 lux (150 ft-candles) at the PROCESSOR. The room must be capable of going completely dark when loading film into the PROCESSOR.
<b>Heat Output:</b>	2200 Btu/hour

### Ventilation:

- Volume - full load, 2,100 L/min (75 ft<sup>3</sup>/min), maximum, 24 hours per day
- 66°C (150°F) maximum
- EXHAUST DUCT from the building with an Adjustable Air Gap - 0.76 - 2.54 mm (0.03- 0.10 in.) of water
- 10.2 cm (4 in.) DUCT 0.25 - 1.02 mm

Check local codes for venting requirements.

- If venting is not correct, fumes will corrode the equipment. Do not install the PROCESSOR or ACCESSORIES if the venting is not correct.
- If the PROCESSOR is installed with an AUTOFEEDER or FEED TABLE is located in the darkroom and the PROCESSOR is installed in a daylight location, the darkroom must have adequate pressure to ensure a positive airflow from the FEED to the DRYER. This should avoid condensation problems.
- The airflow is correct when the fumes are flowing out the PROCESSOR through the EXHAUST HOSE.
- If the ventilation is to be connected to the PROCESSOR, measure negative static pressure in the EXHAUST DUCT. See on the page x.

## Plumbing Requirements

- All plumbing requirements must comply with local and national codes. Do not use IRON PIPES.
- All DRAIN material must be made of chemically resistant, non-corrosive material. Use PVC or the equivalent.

### Water Supply • Temperature

– 7° - 15°C

– If the temperature of the water supply is higher than 15°C an external chiller system is required.

– A tempered water supply is recommended for cleaning the PROCESSOR and for mixing chemicals manually.

- Filtered – 50-micron WALTER FILTERED is recommended in the input water line
- Flow Volume – 2.5 L/min
- Pressure – 3 - 10 bars
- Location: – Accessible to both the PROCESSOR and the REPLENISHMENT TANKS

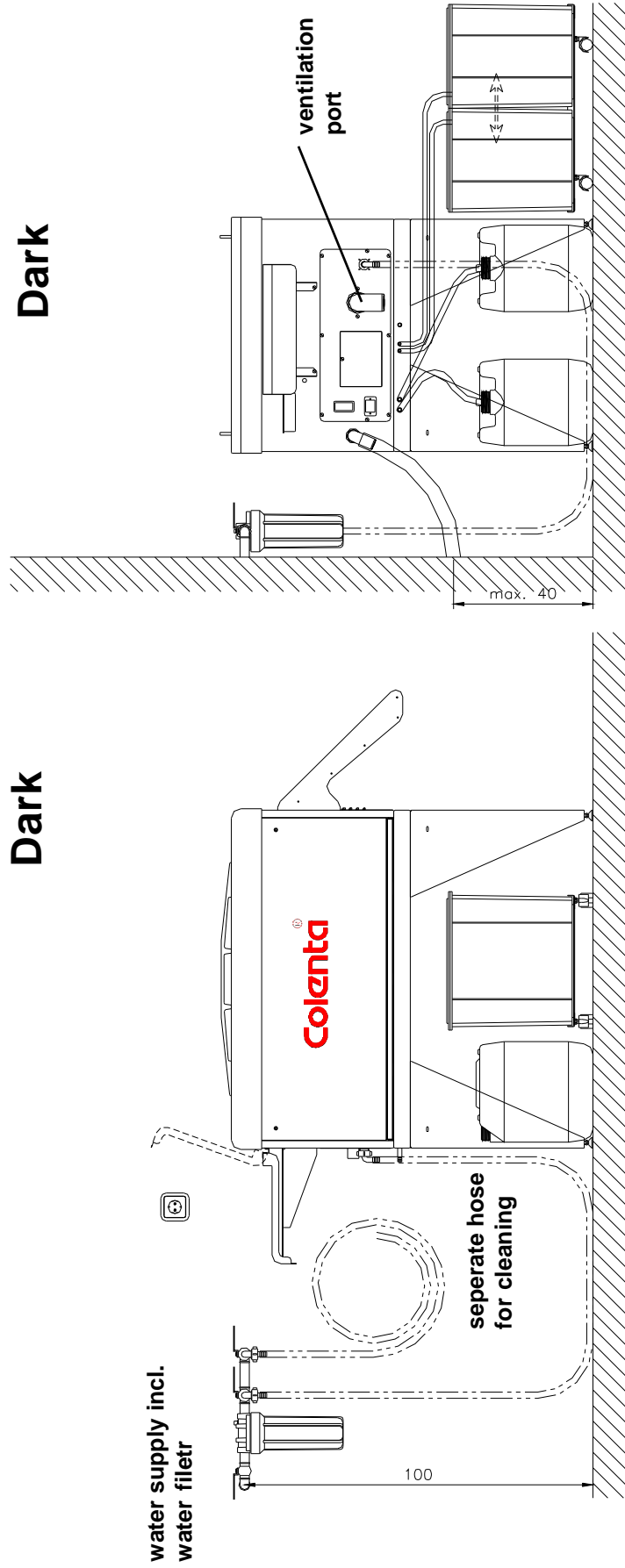
**HOSES** 2-way magnetic VALVE with 3/4" HOSE connection using a DVGW system device or PIPE device

### DRAIN • Size: 32 mm (5.4 in.) HOSE connection

- Minimum Diameter - 7.6 cm (3 in.) with no obstructions
- Distance from PROCESSOR - 1.5 m (60 in.)
- Height from floor - Top of the DRAIN or DRAIN CONTAINERS must be lower than the bottom of the PROCESSOR.

**Colenta<sup>®</sup>**  
**INDEX 43 2.0b**  
**NDT Processor**

**recommended Installation:**  
**"Free-standing" in darkroom**



rep and waste tanks  
below the processor

rep and waste tanks  
below the processor **Colenta<sup>®</sup>**

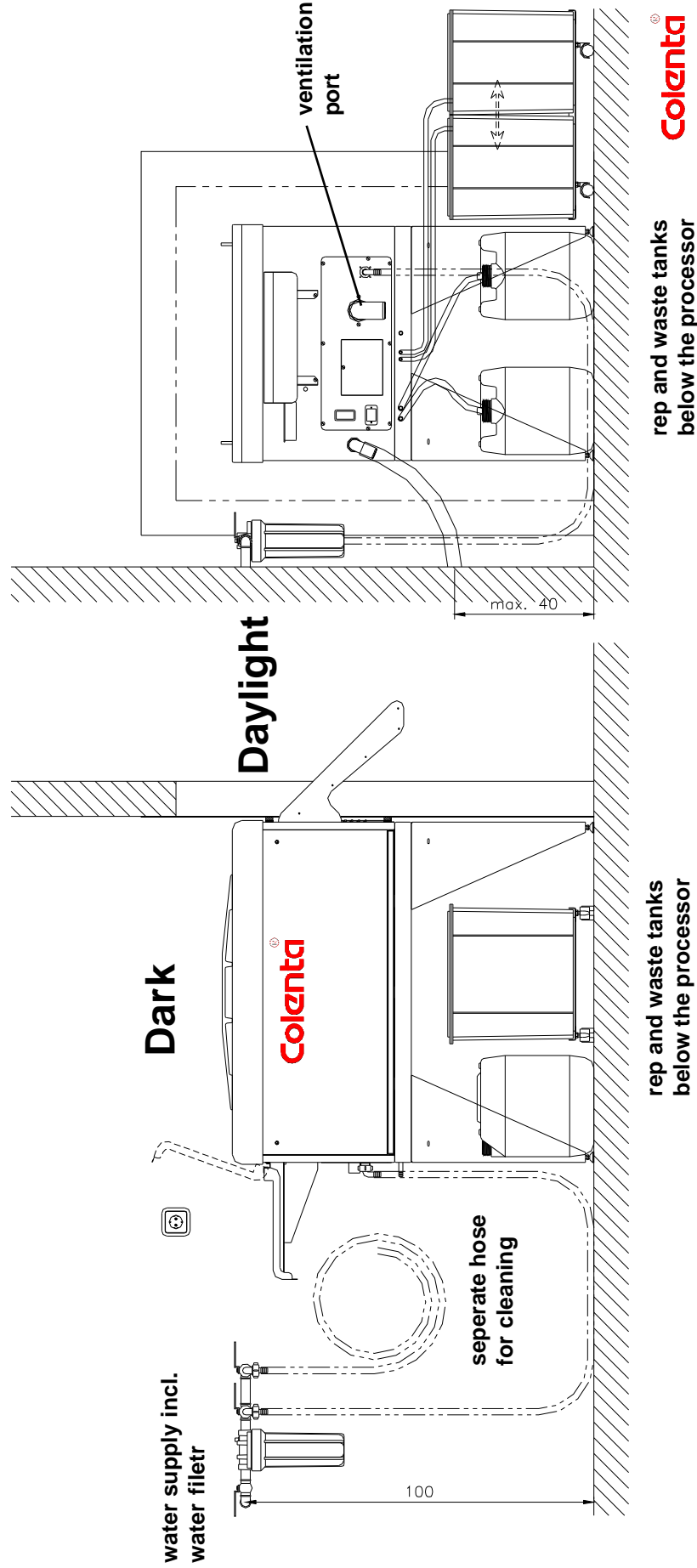
**Colenta**

**INDX 43 2.0b**

**NDT Processor**

**recommended Installation:**

**"processor to be feed in dark, exit in daylight"**




rep and waste tanks  
below the processor


rep and waste tanks  
below the processor

**Colenta**

# Drains / Watersupply and Replenishment




2 x replenishment  
(DEV & FIX)



**Watersupply-Kit assy:**

**Order No.:90 60 008**

Water IN ↓



Pos. No.	Part No.	Beschreibung	Description	Quantity
1	90 45 000	Schlauchholländer 3/4"	Hose connector - 3/4in	3
2	90 45 001	Kugelhahn 3/4"	In Line Tap	3
3	90 45 002	Doppelnippel 3/4"	3/4in straight fitting	8
4	90 45 003	T-Stück 3/4"	T-Fitting 3/4in	1
5	90 45 004	Bogen 3/4"-90°	3/4in Elbow - 90°	2
6	90 45 005	Reduzierung	Male/Female fitting	2
7	90 45 007	Holländer	Filter inlet/outlet fitting	2
8	90 45 009	Dichtung	Flat washer	2
9	90 45 027	Filtergehäuse	Fiter Housing	1
10	90 45 035	Filterpatrone	Filter Cartridge	1
11	90 70 420	Schlauch 1/2"	Hose 1/2"	4meters
12	90 81 826	Schlauchklemme	Hoseclamp	3

**NOTES:**

---

---