

MEDIPHOT DENT X-E

Intraoral Dental X-Ray Film, Speed Class E

DENTAL X-RAY FILM

Colenta®

DATASHEET

Product Characteristics

MEDIPHOT DENT X-E is a high-quality double-emulsion intraoral X-ray film of high speed (ISO class E), high contrast and fine grain, providing high image quality and outstanding detail definition. This film is intended for intraoral X-ray diagnostics only.



Film Base

Bluish 0.175 mm thick polyester provided with double-sided protective and antistatic layer which protects the film against mechanical and electrostatic damage (ESD).

| RECOMMENDED EXPOSURE TIMES* | | | |
|--|--------------|----------|--------------|
| Adjustment: 65 kV, 8 mA. Focus film distance = 20 cm | | | |
| Maxilla | Exposure (s) | Mandible | Exposure (s) |
| Incisor | 0.18 | Incisor | 0.14 |
| Premolar | 0.23 | Premolar | 0.14 |
| Molar | 0.25 | Molar | 0.18 |

For making children´s exposures reduce the exposure time by approx. 33 %
For making exposures of empty spaces reduce the exposure time by approx. 25 %
For the best possible results it is necessary to reflect all the changes (exposure, mA, kV, focus film distance) in other parameters.

Technical Properties

- 30 % – 50 % lower X-ray dose due to shorter exposure times in comparison with D-speed film
- complies with the worldwide tendency of Radiation Protection of Patients (RPOP) of EAIA
- extra soft plastic envelope with rounded corners
- envelope is disinfect able with common disinfectants, waterproof and light-tight
- easy opening and manipulation
- sheet of lead foil on the back side of the film (the side is marked as „back“ on the packet)
- easy sides recognition provided by embossed dot in the top corner of the packet (its raised portion indicates the side facing the radiation source/front side)

Warnings

Indicated parameters are tentative! For correct exposure adjustment use the values recommended by the manufacturer of your X-ray machine. It is better to test the film with different adjustments first.

Product is not sterile. It is necessary to disinfect the packet (envelope) of particular pieces of film before and after use in accordance with rules of the particular medical facilities.

Processing

The film can be exposed in daylight. Exposed films can be processed either manually or in processors. The manual processing should be carried out in a darkroom under indirect dark-red or olive-green safelight. It is possible to use any liquid good-quality trademarked chemicals for processing. It is NOT recommended using tablet or powder chemicals.

| Manual processing | Automatic processing |
|---------------------------------|------------------------------|
| developing times/temperature | processing times/temperature |
| 5.0 min/20 °C (68.0 °F) | 5.0 min/27 °C (80.6 °F) |
| 4.5 min/21 °C (69.8 °F) | 4.5 min/28 °C (82.4 °F) |
| 4.0 min/22 °C (71.6 °F) | 4.0 min/29 °C (84.2 °F) |
| fixing times | |
| 2.0 min/15 – 30 °C (59 - 86 °F) | |

Storage

MEDIPHOT DENT X-E should be stored:

- in the original packing in a dry and cool place
- at a temperature +10 to 21 °C (50 - 69.8 °F) and relative humidity of 40 – 60%
- protected from damaging fumes, gases and ionizing radiation
- For long-term storage the film should be stored in a refrigerator. In such case the film in the intact original packing should be allowed to adjust to room conditions for at least 2 – 4 hours.

Packing and Sizing

| ISO size | Film dimensions (mm) | Number of films / box |
|----------|----------------------|-----------------------|
| 2 | 30.5 x 40.5 | 150 |

All types of **MEDIPHOT DENT X-E** are packed in a tropical vacuum wrapping and put inside paper boxes to prevent all possible kinds of damage.

| | 1 CARTON | | | 1 MASTER CARTON | | | 1 PALLET | | |
|------------------------|----------------|-----------------|--------|-----------------|------------------|--------------------|---------------------|----------------|--------|
| size | contains | size mm | weight | contains | size mm | weight gross/net | contains | size cm | weight |
| 31x41mm (150 films) | 10 x 150 films | 228 x 230 x 110 | 3,9 kg | 75 cartons | 1200 x 800 x 600 | 326 kg / 293 kg | 2 Master Cartons | 120 x 80 x 136 | 626 kg |


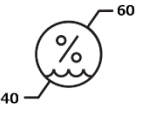
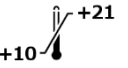





Waste Management

The usage and processing of dental film products result in production of wastes classified as dangerous. It is therefore necessary to provide its ecological liquidation and recycling. Waste management should be in compliance with local waste legislation as amended.

Particular Waste Categories:

| | | | |
|-----|------|------------|--------|
| PVC | lead | developers | fixers |
|-----|------|------------|--------|

Packing Symbols and Abbreviations:

| | | | | | | | |
|---|---|---|---|---|--|---|---|
|  |  |  |  |  |  |  |  |
| Keep away from water | Store at humidity 40-60% | Store at temperature 10-21°C | Keep away from sunlight / heat and ionizing radiation | Recycling code – other paper | Do not re-use | Do not use if packing is damaged | Read the manual |



Batch number



Expiry (Use by)

COLENTA Labortechnik GmbH & Co.KG

Neunkirchner Str. 117
2700 Wiener Neustadt / AUSTRIA
Tel.: 0043/2622/28311-0
office@colenta.at

CE 0483