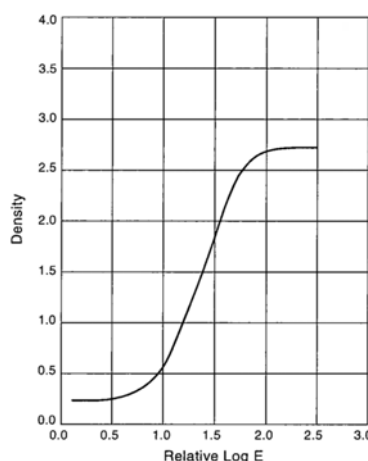


MEDIPHOT X-O/RP Green-light sensitive x-ray film for General X-Ray Diagnostics

Sensitometry:



Specifications:

GREEN SENSITIVE - for use with green-light emitting intensifying screens. Suitable for RARE EARTH SCREENS, like MEDIPHOT KO100 - KO800.

Double coated emulsion - EXCELLENT DEFINITION with HIGH CONTRAST and LOW FOG LEVEL.

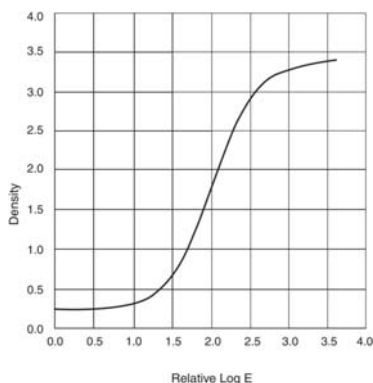
With electrostatic protection layer. Suitable for serial exposures and rapid film changing systems

For 90 sec RP AUTOMATIC PROCESSING-EXTENDED PROCESSING CYCLES and MANUAL PROCESSING SYSTEMS. BLUE POLYESTER BASE - 0.18 mm thickness. Available in ALL STANDARD cassette SIZES. Boxes of 100 SHEETS NIF (No Inside Foldering).

Developed in MEDIPHOT E90 at 33°C (92°F), 90 sec.

MEDIPHOT X-90/RP Blue-light sensitive x-ray film for General X-Ray Diagnostics

Sensitometry:



Specifications:

BLUE SENSITIVE – for use with blue-light and UV-emitting intensifying screens.

Suitable for RARE EARTH and CaW₀₄-Screens like MEDIPHOT K100 – K800 and MEDIPHOT H100 – U200.

Double coated emulsion – EXCELLENT DEFINITION with HIGH CONTRAST and LOW FOG LEVEL.

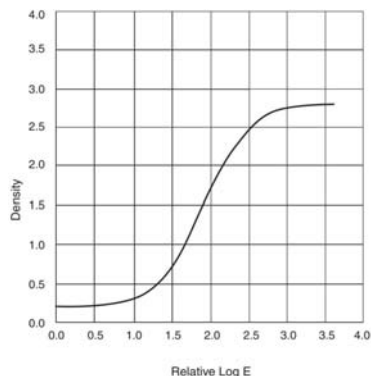
Suitable for serial exposures and rapid film changing systems. With electrostatic protection layer

Developed in MEDIPHOT E90 at 33°C (92°F), 90 sec.

For 90 sec RP AUTOMATIC PROCESSING-EXTENDED PROCESSING CYCLES and MANUAL PROCESSING SYSTEMS. BLUE POLYESTER BASE – 0.18 mm thickness. Available in ALL STANDARD cassette SIZES. Boxes of 100 SHEETS NIF (No Inside Foldering).

MEDIPHOT X-90N/RP Blue-light sensitive x-ray film for General X-Ray Diagnostics

Sensitometry:



Developed in MEDIPHOT E90 at 33°C (92°F), 90 sec.

Specifications:

BLUE SENSITIVE – for use with blue-light and UV-emitting intensifying screens.

Suitable for RARE EARTH and CaWO₄-Screens like MEDIPHOT K100 – K800 and MEDIPHOT H100 – U200.

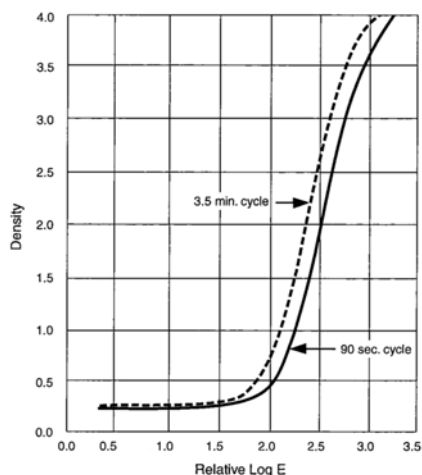
Double coated emulsion – EXCELLENT DEFINITION with HIGH CONTRAST and LOW FOG LEVEL.

Suitable for serial exposures and rapid film changing systems. With electrostatic protection layer

For 90 sec RP AUTOMATIC PROCESSING-EXTENDED PROCESSING CYCLES and MANUAL PROCESSING SYSTEMS. BLUE POLYESTER BASE – 0.18 mm thickness. Available in ALL STANDARD cassette SIZES. Boxes of 100 SHEETS NIF (No Inside Folding).

MEDIPHOT X-MA/RP Green-light sensitive film for Mammography for RP-Processing

Sensitometry:



Developed in MEDIPHOT E90 at 33°C (92°F), 90 sec.

Specifications:

GREEN SENSITIVE - for use with green-light emitting intensifying screens.

Suitable for RARE EARTH single back screen, e.g. MEDIPHOT MA 50 AND MA 100 mammography screen.

HIGHLY CONSISTENT, single coated emulsion with ANTIHALO LAYER, giving HIGH RESOLUTION, EXCELLENT CONTRAST with LOW FOG LEVEL.

Includes electrostatic protection layer.

For 90 sec RP AUTOMATIC PROCESSING-EXTENDED PROCESSING CYCLES and MANUAL PROCESSING CYCLES and MANUAL PROCESSING SYSTEMS, BLUE POLYESTER BASE - 0.18 mm thickness.

Notched for easy identification of emulsion side (emulsion side up, when notch in the upper right corner). Available in ALL STANDARD Imagerecording SIZES. Boxes of 100 SHEETS NIF (No Inside Folding).

Darkroom Illumination for X-O/RP and X-MA/RP

Films:

15 W bulb. lamp / table distance not closer than 1 mt. / Filters- Wratten 1 or GBX2 or equivalent. Colour red.

Processing Recommendations for all MEDIPHOT Films:

Developer temp.:	approx. 32°C * (115°F) at 90 sec	Replenishment:	300 * ml/m ² for Developer
	approx. 29°C * (110°F) at 180 sec		400 * ml/m ² for Fixer

* For MEDIPHOT PROCESSING CHEMISTRY

Some makes of chemistry may require higher process temperatures and replenishment rates.

Storage of MEDIPHOT Films: max. 23°C (73,4°F) and at 30 – 60% rel. humidity.