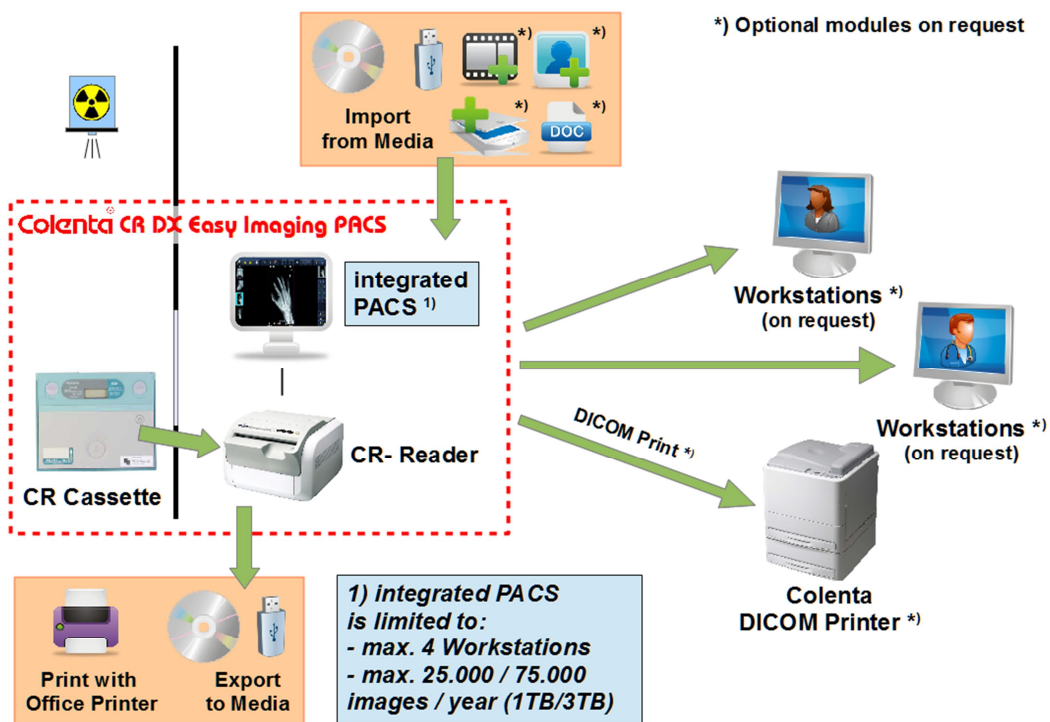


Colenta[®] DX – EASY IMAGING

CR Retrofit Kit Package – Configuration Integrated PACS



Description:

The **CR Retrofit Kit Integrated PACS** makes the use of analogue x-ray films, the use of film cassettes and intensifying screens, the use of a darkroom, a processor and processing chemistry obsolete.

The digital information for the various images, necessary for an x-ray examination, is obtained by means of **CR Cassettes/Imaging Plates**, which are replacing the conventional method of using cassettes/films.

The digital information, stored on the CR-Imaging Plate is scanned by **the CR-Reader** and is sent to the **Capture Console**, where by means of the **DX-Easy Imaging Acquisition Software** the x-ray image is obtained and can be evaluated on screen.

The **DX-Easy Imaging Processing Software** allows the radiologist to enhance and examine the image exactly as required to make a precise diagnosis. The image can be exported to different media or a patient CD made as required.

Only the diagnosis related images are printed by means of the **COLENTA DICOM¹⁾ Printer** onto **Dry Imaging Film** for keeping in the patient file.

A **CD-writer** in the PC of the Capture Console allows images to be written and to create a **Patient-CD**, to be kept with the patient file.

The **PACS²⁾ Configuration** allows to set up a complete independently working IT-System in the x-ray department, including **Image Archiving facility** and connection of additional Workstations. The amount of workstations to be provided, is limited to 4 units.

1) DICOM ... **D**igital **I**maging and **C**OMmunications in **M**edicine

2) PACS ... **P**icture **A**rchiving and **C**ommunication **S**ystem

Colenta[®] DX – EASY IMAGING

CR Retrofit Kit Package – Configuration Integrated PACS

consists of:

1) Capture Console

1a) 23" TFT Touchscreen Console Monitor *)

- 23" colour TFT Monitor
- 1280x1024 resolution

*) When diagnosis to be done on Console Monitor, it is recommended to use a Diagnostic Monitor.

	21.3" TFT 2M colour	21.3" LED 2M monochrome	21.3" LED 3M monochrome	21.3" LED 5M monochrome
Resolution	1600 x 1200	1600 x 1200	2048 x 1536	2560 x 2048
Response Time	35ms	40ms	40ms	25ms
Brightness (max)	760 cd/m ²	1200 cd/m ²	1200 cd/m ²	1200 cd/m ²
Contrast Ratio	1200:1	1400:1	1400:1	1200:1
View Angle	176°	176°	176°	176°

Complete List and Prices of Diagnostic Monitors on request

1b) Colenta DX Easy Imaging Capture Console:

- Operating system Windows 8.1 64Bit
- Processor min. Intel Core i5, 8 GB Memory
- HDD S-ATA 1 TB
- 2x GBit LAN controller
- Intel VGA graphic controller with 24 bit color depth
Video Mode of graphic card supports OpenGL V1.1
min. Screen resolution 1024x768 pixel
- CD/DVD-writer, Keyboard and mouse
- Preinstalled and tested by Colenta



1c) DX Easy Imaging Acquisition Software and DX Easy Imaging Processing Software

- Module image diagnosis
- Module viewer standard
 - Zoom, Rotation and mirror (turn to the left, turn to the right, flip, mirror)
 - Window levelling (Gradation - brightness, contrast and gamma value)
 - Contrast inversion, Measurement (Angle, Distance, Outline)
 - Radiography Marker (Left / Right markers), Add Text
- Module patient viewer, CD/DVD

1d) DX Easy Imaging DICOM print module (1 printer)

1e) Colenta DX Easy Imaging PACS software 1 user

- module PACS archiving
- module final archiving on CD/DVD
- module data compression
- module image diagnosis
- module viewer standard
- module patient viewer, CD/DVD

Note: Several software modules are available for the Colenta Acquisition Software.
Please refer to the price list.

OPTIONAL:

UPGRADE RAID1 SYSTEM for combined server (> 25.000 images / year) to 3TB:

Colenta DX Easy Imaging Workstation Kit

Note: The *PACS Configuration* allows to set up a connection of additional Workstations. The amount of workstations to be provided, is limited to 4 units.

consisting of:

1) Workstation PC

1a) 19" TFT Touchscreen Console Monitor *)

- 19" colour TFT Monitor
- 1280x1024 resolution

*) When diagnosis to be done on Console Monitor, it is recommended to use a Diagnostic Monitor.

	21.3" TFT 2M colour	21.3" LED 2M monochrome	21.3" LED 3M monochrome	21.3" LED 5M monochrome
Resolution	1600 x 1200	1600 x 1200	2048 x 1536	2560 x 2048
Response Time	35ms	40ms	40ms	25ms
Brightness (max)	760 cd/m ²	1200 cd/m ²	1200 cd/m ²	1200 cd/m ²
Contrast Ratio	1200:1	1400:1	1400:1	1200:1
View Angle	176°	176°	176°	176°

Complete List and Prices of Diagnostic Monitors on request

1b) Colenta DX Easy Imaging Capture Console:




- Processor min. Intel Core i5
- 4096 MB Memory
- 2x HDD S-ATA 320 GB - RAID1
- 2x GBit LAN controller
- Intel VGA graphic controller with 24 bit color depth
Video Mode of graphic card supports OpenGL V1.1
min. Screen resolution 1024x768 pixel
- CD/DVD-writer
- Keyboard and mouse
- Operating system Windows 8.1
- Preinstalled and tested by Colenta



1c) DX Easy Imaging Acquisition Software and DX Easy Imaging Processing Software

- Module image diagnosis
- Module viewer standard
 - Zoom
 - Rotation and mirror (turn to the left, turn to the right, flip, mirror)
 - Window levelling (Gradation - brightness, contrast and gamma value)
 - Contrast inversion
 - Measurement (Angle, Distance, Outline)
 - Radiography Marker (Left / Right markers)
 - Add Text
- Module patient viewer, CD/DVD

2) CR Reader

			
	HighCap Xr	HighCap XMr (useable for Mammography)	HighCap XLR (useable for Mammography)
Image Plate	14" x 17" (35 x 43 cm) 14" x 14" (35 x 35 cm) 10" x 12" 8" x 10" 24 x 30 cm 18 x 24 cm 15 x 30 cm	14" x 17" (35 x 43 cm) 14" x 14" (35 x 35 cm) 10" x 12" 8" x 10" 24 x 30 cm* 18 x 24 cm* 15 x 30 cm *) also cassette size for mammography	14" x 17" (35 x 43 cm) 14" x 14" (35 x 35 cm) 10" x 12" 8" x 10" 24 x 30 cm* 18 x 24 cm* 15 x 30 cm *) also cassette size for mammography
Processing Capacity	14" x 17" up to 47 IPs/hr	14" x 17" up to 47 IPs/hr	14" x 17" up to 87 IPs/hr
Grayscale resolution	12 Bit	12 Bit	12 Bit
Reading Specification	10 / 5 pixel/mm	20 / 10 / 5 pixel/mm	20 / 10 / 5 pixel/mm
Pixel Size	100um	100um / 50um (Mammography)	100um / 50um (Mammography)
Weight	39 kg (86 lbs.)	39 kg (86 lbs.)	99 kg (218 lbs.)
Dimensions (WxDxH)	560 x 540 x 392 mm (22" x 21" x 15")	560 x 540 x 392 mm (22" x 21" x 15")	590 x 380 x 810 mm (23" x 15" x 32")
Power Supply Conditions	Single phase 50-60Hz AC120-240V±10%	Single phase 50-60Hz AC120-240V±10%	Single phase 50-60Hz AC120-240V±10%
Environmental Conditions	Temperature: 15-30°C Humidity: 15-80%RH (No dew condensation)	Temperature: 15-30°C Humidity: 15-80%RH (No dew condensation)	Temperature: 15-30°C Humidity: 15-80%RH (No dew condensation)

3) Colenta CR Imaging Plates and Cassettes:

3a) General X-Ray:

Order Number	Description
DX16251625	Cassette 35x43cm (14"x17")
DX15189368	Imaging plate 35x43cm (14"x17")
DX15677470	Cassette 35x35cm (14"x14")
DX15189370	Imaging plate 35x35cm (14"x14")
DX16251663	Cassette 24x30cm
DX15188596	Imaging plate 24x30cm
DX15677432	Cassette 18x24cm
DX15188601	Imaging plate 18x24cm
DX15677420	Cassette 15x30cm
DX15677822	Imaging plate 15x30cm

3b) Mammography X-Ray:

Order Number	Description
DX15779060	Cassette 24x30cm
DX16163696	Imaging plate 24x30cm
DX15779072	Cassette adapter for CH CASS 24x30
DX15779058	Cassette 18x24cm
DX16163684	Imaging plate 18x24cm

Colenta Dry Laser Imager - High Efficiency - Mammo Applicability



HighCap Xp



HighCap XLp

Recording Method	Laser exposure thermal development system	
Applicable Film	<p>MEDIPHOT DRY IMAGING FILM DL (100/150 sheets/pack) 35 x 43cm (14" x 17"), 26 x 36cm (10" x 14"), 25 x 30cm (10" x 12"), 20 x 25cm (8" x 10")</p> <p>MEDIPHOT DRY IMAGING FILM DLM for Mammography (150 sheets/pack) 26 x 36cm (10" x 14"), 25 x 30cm (10" x 12"), 20 x 25cm (8" x 10")</p>	
Film loading	Daylight film loading	
Film magazines	2 trays online	3 trays online
Processing Capacity	approx. 80 sheets/hour at 35 x 43cm (14" x 17") approx. 100 sheets/hour at 20 x 25cm (8" x 10")	approx. 110 sheets/hour at 35 x 43cm (14" x 17") approx. 160 sheets/hour at 20 x 25cm (8" x 10")
Pixel size	50 um (508 dpi)	
Recording gradation	14 bits (16383)	
Image Memory	1 GB	
Density adjustment	Automatic density correction	
Input channels	DICOM network input x 1 channel only	
Power Supply Conditions	Single phase 50-60Hz AC120-240V±10%	
Environmental Conditions	Temperature: 15-30°C Humidity: 15-70%RH (No dew condensation)	
Weight	104 kg (229.3 lbs.)	160 kg (353 lbs.)
Dimensions (WxDxH)	610 x 630 x 893 mm (24" x 25" x 35")	600 x 585 x 1090 mm (24" x 23" x 43") – w/o sorter 600 x 585 x 1390 mm (24" x 23" x 55") - with sorter
OPTIONS	Optional Tray Floor Fix Kit	4-bin sorter

MEDIPHOT DL – Dry Laser Imaging Film:

Matching with Colenta HighCap Xp/XLp Printers, the low fog, consistently clear, the **Dry Laser Film DL** delivers high density images at neutral colour tone, comparable to those from conventional wet processing.

Film size	Quantity/Package
35 x 43cm (14" x 17")	100 sheets + 1 protective sheet
26 x 36cm (10" x 14")	150 sheets + 1 protective sheet
25 x 30cm (10" x 12")	150 sheets + 1 protective sheet
20 x 25cm (8" x 10")	150 sheets + 1 protective sheet

MEDIPHOT DLM – Dry Laser Mammography Imaging Film:

Matching with Colenta HighCap Xp/XLp Printers, the low fog, consistently clear, the **Dry Laser Film DLM** delivers high density images (D-max of 4.0) at a blue film colour, and better sharpness compared to DL. The DLM also has adequate image quality for mammography.

Film size	Quantity/Package
26 x 36cm (10" x 14")	150 sheets + 1 protective sheet
25 x 30cm (10" x 12")	150 sheets + 1 protective sheet
20 x 25cm (8" x 10")	150 sheets + 1 protective sheet